



Volume 15 - No. 5
Editor: Deanne Meidell



Guild Meeting
Tuesday, September 12, 2023

Speaker: Rami Kim

10:00 am - 12:00 pm
9:30 am Welcome & Check In

St. Andrew's By-The-Sea United Methodist Church
2001 Calle Frontera, San Clemente

Programs - Jeanette Brooks

**Join us on September 12th as SQG enters Rami's
"World of Fascination" as she presents
her hexagon folding technique.**

Rami Kim is a DNA scientist-turned fabric artist/quilter/instructor known nationally and internationally. She is a 19-time Best of Show winner, distinguished for her innovative art-to-wear.

Her passion is in contemporary art-to-wear, quilts, cloth dolls and bags with special interest in 3-dimensional textures and she is known for her own distinctive colors and techniques. Her first book, ***Folded Fabric Elegance***, published by AQS, is about her 3-D texturing techniques and new projects. Her second book, ***Quilted Elegance*** (also published by AQS), focuses on reversible wearable arts, bags and two-sided quilts. The third and most recent book, ***Elegant Cotton, Wool, Silk Quilts*** was published in autumn 2012.

She graduated from Seoul National University majoring in Chemistry and University of California, San Francisco (UCSF) majoring in endocrinology and worked at the Cancer Research



Institute at UCSF before her passion and talent in fabric art drastically changed this biochemist's career years ago.

She says she'd rather spend even more time with beautiful fabrics and threads and beads than with DNA sequencing gels and radioactive isotopes of cold, gray science.



OCTOBER PREVIEW: On October 10, Linda Ballard will have an inspirational presentation on **"Discovering the Possibilities"** of quilting and how to make it come true!

Mary Mulcahey - President



First of all, thank you to everyone who attended our August meeting. It was our biggest turnout since COVID interrupted our lives. The challenge quilts were really amazing – hats off to everyone who participated and 2 hats off to Michelle Howe for winning Viewers' Choice with her adorable Candyland quilt. Also, kudos to everyone who brought refreshments – you heard our call and you responded. Keep those goodies coming as they are very much appreciated. Another shout-out goes to Marcia Kuehl who gave a presentation to the Dana Point VFW (she's a retired Marine herself) on what our philanthropy group has been doing, which resulted in a \$1000.00 donation from the VFW for philanthropy. Way to go Marcia. In addition, I hope everyone got a chance to see the 2 super moons in August even though the blue moon wasn't really blue. Finally, I hope we get another great turnout this month for Rami Kim. She is such a wonderful speaker and it gives me a chance to practice my Korean, which isn't saying much as I only know how to say hello, good-bye, thank you and pleased to meet you.

Workshops - Mary Arter & Monica Shafer

September Workshop - Rami Kim Wednesday, September 13



Description: Featuring Rami Kim's new workshop! Create "Hexie" quilts or bags using this revolutionary, innovative technique while enjoying convenience and comfort. Every step is completed by your sewing machine, so no need for a single "hand" stitch or achy hands. Also, the 'Quilt-As-You-Go' technique is used for whole quilts--thus, no worries about bulky quilting stitches under your home sewing machine. The sample "Hexie" quilts make use of gorgeous batik circles, conveniently and thankfully prepared by Anthology Fabrics. By removing the hassles of cutting circles, we have freed up your time and attention to the best part of the quilting process: watching a beautiful piece of art unfold before you. Because the circles include built-in backing for quilts, your quilts will already be backed and quilted once all of the "Hexies" are pieced together. You can make either a bag or a quilt.

Pattern: Patterns are provided at the workshop at no extra cost.

Supply List: Pick up a copy of the supply list when you register.

Cost: The cost of the workshop is \$25. Please make checks payable to Surfside Quilters Guild.

NOTE: This workshop is full. Please let me know if you want to be added to the waiting list.

Mary Arter mearter@gmail.com

October Workshop - Linda Ballard

Bella Nova

Wednesday, October 11

Description This quilt by Linda Ballard can be your new “Holy Cow” quilt! Think of two fabrics you like together, maybe a wonderful batik with lots of colors and a background, thus the look of Linda’s pictured here.



The quilt is offered in two sizes, a very large square or rectangle. The pattern contains several blocks Ohio Star, Log Cabin plus a little extra. The quilt has quick piecing methods. It’s a very stunning quilt and you’ll enjoy the look of it when you finish.

Skill Level: *Beginner Plus to Advanced*

Pattern: Patterns are provided at the workshop at no extra cost.

Supply List: Pick up a copy of the supply list when you register.

Cost: The cost of the workshop is \$25. Please make checks payable to Surfside Quilters Guild.


Photos from the August Workshop

Sewing with Kids

Mary Mulcahey's granddaughters, Isla and Gwen, with their friend Aubrey



Isla made a pillowcase.



Aubrey made a backpack.



Gwen made a pillowcase.



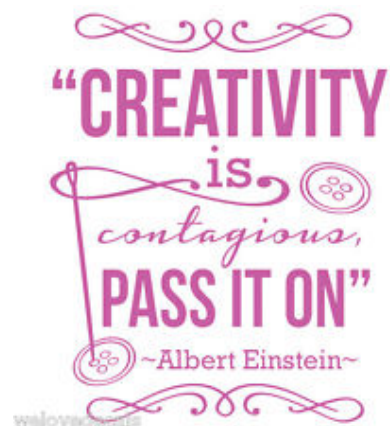
Bridget Callanan with her nephew, Matthew. He made a pillowcase for his sister.



Linda Chiu with her granddaughter, Lily.



Monica Shafer with her grandson, Henry (left) and granddaughter, Hazel.





Workshop Sign Up Info

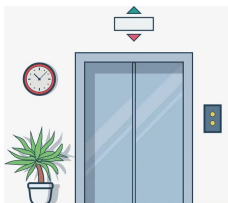


To sign up for any workshop, email Mary Arter at mearter@gmail.com then send her a check.

Please make checks payable to Surfside Quilters Guild (no abbreviations).

For more information, contact Mary.

August Workshop Raffle Winner: Mary Mulcahey



ELEVATOR AT GLORIA DEI CHURCH

If you park at the lower end of the parking lot, walk through the garden maze. On the other side, below the old sanctuary, is an elevator.

It will take you (and your fabric and sewing machine) upstairs just outside the Bankson Hall where Workshops and Philanthropy are held.

Flying Geese Quilters Guild 2023 Opportunity Quilt

"My Enchanted Garden"
(Pattern by Gretchen Gibbons)

Tickets will be available at our September 12th Guild meeting.
Drawing will be held at the Flying Geese Quilt Show on September 16.

Click here for Quilt Show info:

<http://www.quiltsforallseasons.com>



Philanthropy - Linda Chiu & Nancy Pestal



From Linda & Nancy...

We received a generous donation of \$1000 from the VFW Post in Dana Point. This will help us to purchase supplies to make more quilts for the community. Thanks to Marcia Kuehl for her help with that!

YOU are invited to participate in Philanthropy.

Our group is for everyone who would like to work on quilts for the community. We meet on the 3rd Wednesday each month at Gloria Dei Lutheran Church in Dana Point.

Sept 20th is our next sew day, from 9:30 to around 1:30.

Please stop by for any part of the day that you can, bring a sewing machine to do some sewing, help sort fabric, find backs for finished tops, or just stop in to see what we do. If you haven't been there yet, stop by it's a great venue... if you need extra lighting when you sew, it would be a good idea to bring a small light.

Fabric Sales in August: \$90

Quilts completed so far, 199. Thank you for your help!
Pillowcases in inventory, 107. We continue to make them all year.

We have a challenge for you!

This is an opportunity to practice your machine quilting skills. We have quilt sandwiches of many different sizes and colors. Let us know what you are interested in and we can help you get started on a fun project!



We will need:

Teen quilts for the foster/youth shelters
Lap sized quilts for the Meals on Wheels programs in the Fall
Baby quilts for the Marines Baby Shower (40-45")

December Holiday Stocking Project
Debbie Myers

Holiday Stockings - September Update

The December Holiday Social and "Give Back" meeting last year was so much fun—we've decided to repeat it again this year.

Once again, we will call on you to make holiday stockings at home. The stocking pattern has been redrawn to make it WIDER and easier to stuff with all the goodies which we hope you'll donate.

Attached is a pattern and directions. Click on each link to download:

Pattern: Top half of stocking

Pattern: Bottom half of stocking

Directions

Any quilting cotton fabric can be used: Christmas, Hanukkah, Patriotic, Beach-themed, etc. Stockings can also be constructed with felt. You may turn in the stockings in September, October or November.



In September and October, we'll ask you to bring small items that can be stuffed into the stockings...think Costco or Dollar Store treasures. November, you will remember, is the November Fest Auction and Boutique, and we would prefer that you make donations prior to that date. But if only November works for you, that's OK.

Stockings ALONG WITH QUILTS will be donated to seniors at **Meals on Wheels. Orangewood** has asked for 40 stockings and quilts for teens/children for their holiday party. We could use quilt donations so please check out the kits at Philanthropy or make one of your own design, 45"x45" minimum size for babies but ideally, 50"x60".

Stockings will also be donated to **Youth Shelter in Laguna Beach**, and perhaps depending up the volume of donations, the **Marines Military Outreach**.

Stuffing Suggestions:

Please separate your items into categories and drop each into the appropriate box located at Philanthropy. (For example, scented soap into the "Toiletries" box) You may wish to bag each category separately at home to make it go faster.

Note: ALL items should fit into a stocking.

Meals on Wheels (90 Seniors)

M&Ms candy
Ensure
Small ornament or decor (no glass)
Toothbrush, small flashlight
Warm gloves, scarf, socks
Scented soap, lotion
Crossword puzzle book with pencil

Orangewood, Laguna Beach Youth Shelter, and Military Outreach (65 Teens and Children)

Card games, other games
Art supplies
Hair items, nail polish
Wallet journal
Sunglasses
Fun socks

Sensory toys, such as Play Dough
and Slime
Candy (of course!)

If you hate shopping—other than for fabric—Super Shopper **Jeanette Brooks** will collect monetary donations again. Last year, we used these funds to purchase several cases of Ensure among other things. So far, she has collected \$120; we're shooting for more, of course, as prices this year are higher.

Thanks so much!
Debbie Myers

Membership Kelly Counseller & Carol Gobrogge

Surfside Quilters Guild had an excellent turnout for our meeting on August 8. A total of 104 current members were present for our Challenge Quilt Reveal. We also welcomed back to SQG two former members and 3 guests to our meeting.

Many members picked up their current copy of our SQG Directory and a new membership card. Directories will also be brought to the September Guild meeting for those who were unable to attend the August meeting. Our guild membership is currently at 171 members. Hope to see everyone again at our next meet!



Two lucky quilters won the name tag drawing:
Annette Leinen & Katy Lillie had their names drawn from our basket and each received a jelly roll of fabric.

Surfside at the OC Fair Sharon Whelan - Publicity & Sponsors

On Friday August 11, nine members and friends of Surfside Quilters Guild assisted me in manning our guild exhibit table during two to three hour shifts at the Orange County Fair to share their quilts and engage the fair visitors in quilt related topics. Thank you to Maggie Bell and her friend Maureen, Holly Betz, Judy Kamman, Jeanette Brooks, Marcia Kuehl, Christina Ehrenguber plus Joan Provance and her daughter Terri in sharing their enthusiasm for Surfside and the art of quilting. This was our guild's 11th appearance since 2010 and we plan to be back next year!



Photo above: Terri Potts (Joan's daughter), Sharon Whelan, Joan Provance

Photo on right: Jeanette Brooks, Maggie Bell
Standing: Judy Kamman, Holly Betz, Marcia Kuehl, Christina Ehrenguber



November Fest - Susan Ritschel



November Fest Update Susan Ritschel, Chair

November 14 is coming up soon! Many thanks to all who have worked very hard already to ensure this year's fundraiser is a huge success!! You are so appreciated!

Frequently Asked Questions (FAQs):

Q: I've signed up to donate an opportunity basket, what do I do next?

A: Please return your completed basket to the next Guild meeting on September 12, or the October 10 meeting at the latest. Please include a detailed description of the basket items and their estimated value. If you need cellophane, we will have bags as well as rolls available at the September meeting. Don't worry about a bow as Margery Mori has generously volunteered to make these for us and we will place on your basket.

Please fill out 2 copies of the November Fest Donation Form to go with your basket. Click here for [Donation Form](#).

For any other questions, please reach out to Elizabeth Geer, Basket Chair at elizamusic@aol.com or 949-581-3181. **Gift cards still needed for the *Shop Til You Drop* basket, so please consider purchasing a gift card the next time you are out shopping (many gift cards are available at your local grocery store, hardware store, or favorite restaurant!)**

Q: Are you still accepting quilts for the quilt auction?

A: Yes! We would like more quilts or wall hangings for the auction, particularly holiday themed quilts (fall/Christmas/Valentines/Easter/patriotic). For questions about this, please contact Vickie Janis at 2010vickie@gmail.com or Nancy Northrup at nancynorthrup5@gmail.com.

Q: Can I still make items for the boutique?

A: Of course! Additional kits for boutique items will be available to pick up at the September guild meeting, or just contact Sherri Peltier at sherripeltier@reagan.com or 949-441-8264, or Julie Kemmerer at brokerjulie@gmail.com or 949-813-5986. **If you have already picked up a kit, please plan to complete your item and turn it in at the September meeting as we need to begin pricing and organizing all items soon!**

Q: How else can I help with November Fest?

A: Volunteers are needed to help with set-up, Opportunity Basket ticket sales, a volunteer to oversee the Silent Auction, and Hospitality. Please see the November Fest table at the September meeting, or contact Susan at ritschel1@cox.net, or 949-683-7677.

Q: Is the event free for guests?

A: Yes! There is no charge to attend, so please invite family, friends, neighbors and anyone interested in supporting the SQG and have the opportunity to purchase or win some truly priceless treasures. This event flyer will be available at the September meeting and on our website.

Click here for a full size copy of the flyer



November Fest Boutique Sherri Peltier, Chair

August 16 Boutique Workshop

Hello pet lovers - Just a note of thanks to all of you who came to make the pet items for the boutique. Double thanks for all the things you took home to work on. This will be a new section of sales for the event, so we hope to do well.

It was sew much fun watching how intent y'all were learning to make the tug toys! Loved it. Loved the camaraderie, too. If possible, please bring all of the finished pet items you have to the next meeting. We may have a couple more to give out then, though today put us on the road to getting everything done. Thank you!!

Elizabeth Geer
Ginger, the dachsie's, mom

From Sherri Peltier & Julie Kemmerer.....

The count down is starting. November will be here before you realize it. Our last workshop making dog and cat items was loads of fun. Elizabeth and Julie made lots of kits and samples, and did wonderful demonstrations. I've been busy quilting on the long arm and making pillows. (It's what I do) so when you see pillows at the Boutique, realize that if I like something, anything, ten is better than one. I can't help myself.

In anticipation of all the things you will want to buy, Julie and I are going to hold two workshops on making a carry-on bag for you to make for yourself and /or make one for purchase at the Boutique. A supply list will be available soon and regarding the handles, we will have them available for our workshop days. Next workshops are **September 20** and **October 18**. If you don't want to make a bag, just come anyway and work on what you want.

Please start turning in any items to Julie or me at the next Guild meeting. Items we have received to date are wonderful. Thank you all in advance.

Julie and Sherri

How Sweet It Was! Jan Hirth

"How Sweet It Was" seeing 40 entries at our August meeting! I want to thank the wonderful committee that put this together with me: Janis Toman, Lyndy Dye, Nancy Ota, Phyllis Parente, and Helene Moser. Last fall, Janis, Lyndy and I chose the three challenge fabrics donated by Hoffman Fabrics. Janis cut up the 45 yards into 135 fat quarters. Lyndy ran with the theme, How Sweet It Is, to draw the logo.



Janis, Lyndy, Phyllis, and I assembled the kits that Lyndy designed. Phyllis took the logo which was printed in the round by Spoonflower and made the 15 award ribbons. Nancy used the entry forms to create the tags that were attached to each entry. They included the information plus the picture of the maker. Helene prepared a scrumptious lunch for the three BCQG members who judged the entries and the committee at her home. She was also the Viewers' Choice counter and presented the \$100 prize donated by Del Thomas. It was a fun and sweet time for the committee, the entrants and those that were at the meeting.

Viewers' Choice Award

Michelle Howe
Childhood
Memories
**Best Use of
Embellishments**



Odette Osantowski
So Sweet
Hoffman's Choice Award



Pam Hadfield
How Sweet It is to be Loved by Him
Best Original Design



Karen Hanway
Sweet Summer Breeze Tote
Best Machine Appliqué



Nancy Ota
Sweet Iz
Best Use of Challenge Fabric



Debbie Myers
Flavor of the Day
Most Humorous



Gale Licata
La Dolce Vita



Jeanette Brooks
Sweet Little Ladybug



Mary Arter
Miami Deco
Best Hand Quilting



Monica Shafer
Lollypops
**Best Use of
Traditional Block**



Hiroko Moriwaki
Sweet Kinkonshiki (Golden Anniversary)
in Maui



Roxanna Escalante
Sweet Heart



Karen Wendel
Sweet Charlie




Vivien Hawker
Sweetest Friends
Best Machine Quilting By Entrant



Marjie Butterworth
Crazy Birthday Socks



Denise Rilley
Sedona Sunshine



Sherri Peltier
Open Me First

Holly Betz
Home Tweet Home
Best Hand Appliqué



Kelly Counseller
How Sweet It Is



Robin Valles
Banana Split in the Making



Vickie Janis
Sweet Treat Bags
Best Interpretation of Theme



Judy Kamman
How Sweet It is to be Cataract Free
Surfside Smile Award



Janis Toman
The Sweetest Whale Quilt



Julie Kemmerer
Sweet Stripes
Best Non-Quilt Entry



Deanne Meidell
There's Always Time
For Quilting



Dawn Johnson
Gum Balls



Carol Gobrogge
Happy Birthday is Sweet




Dawn Johnson
Sweet Treats



Priscilla Hackbarth
Happy Birthday,
My Sweet Pea



Donna Cox
How My Garden Grows



Maggie Bell
A Love Letter to Our Daughter



Lyndy Dye
Eat Dessert First!



Sharon Whelan
Sweet Walk
Balboa Island



Wendy McCalley
How Sweet It Is To
Have Tea With a Friend



Marcia Ann Kuehl
Sweet Dreams



Lisha Sante
Treasure Hunt



Becky McDaniel
My Sweet Apron



Susan Staebell
Sweet Fortunes

BLOCK OF THE MONTH - Mary Arter

2023-2024 Block of the Month Basket Collection

Join us and make a collection of baskets designed by Sandi Walton of Piecemeal Quilts. The nine blocks (each is 10" square finished) are pieced, then combined with sashing and borders for a completed lap-size quilt (about 42 in. square).

If you don't want to make the entire quilt, make just a few blocks for a cute table runner. You can combine four blocks for a 20-inch pillow top or make a single block for a small pillow or a mini quilt suitable for hanging. The finished quilt would also make

a great donation to Philanthropy. **See Mary Arter's Quilt above ... finished, quilted, bound!** Choose your own adventure with your fabric choices: traditional prints, modern bright colors, red/green for a Christmas theme, red/white/blue for a patriotic quilt, or make it totally scrappy.



The Blocks: Every month from June through March (except November), directions for a new basket block will be published in the Guild newsletter and on the website, and it will be available as a hard copy at the Guild meeting. Also in March, I will have directions for sashing, cornerstones, and border. Use the month of April to get caught up and to quilt and bind your project. In May, bring your quilt top (doesn't need to be quilted), table runner, pillow, or whatever to the Guild meeting to show and for a chance to win a prize.

Fabric Requirements: To make the complete quilt, using the colors in Sandi's directions, you will need:

- 1 yard background fabric
- 1 fat quarter EACH of blue, yellow, green, pink, and red fabrics
- Small quantities of light pink, dark pink, light blue, and dark blue (these are used in only one or two blocks)
- 1 yard sashing/border fabric (I used the same as my block background fabric)
- 1 fat quarter for cornerstones


..... **September Block**

Family Block of the Month: Baskets**Block 6****September** 10" finished block**Cutting:****Background:**

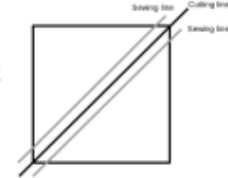
- (1) 2 1/2" square
- (2) 2 1/2" x 6 1/2" rectangles
- (1) 5" square
- (1) 1 1/2" x 6 1/2" rectangle
- (4) 3" squares

Basket:

- (1) 5" red square
- (1) 1 1/2" x 6 1/2" red rectangle
- (4) 3" blue squares
- (2) 3" pink squares
- (2) 3" green squares

**Sewing:****Body**

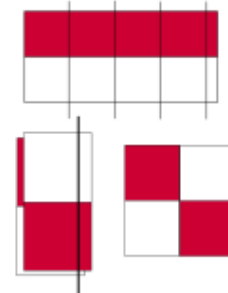
Draw a diagonal line on the back of each 3" background square, and each 3" pink square, then draw a line 1/4" to each side. These are the sewing lines. Pair each pink square with a 3" blue square, and each white square with the green and remaining blue squares. With right sides together, sew along the two outer line, then cut along the center line. Press to the dark to form (12) half square triangle units. Trim to 2 1/2" square.




Draw a diagonal line on the back of the 5" background square, then draw a line 1/4" to each side. Pair the background square with the 6" red square. With right sides together, sew along the two outer line, then cut along the center line. Press to the dark to form (2) half square triangle units. Trim to 4 1/2" square. (You will only use one of these.)

Match the background 1 1/2" x 6 1/2" rectangle with the red 1 1/2" x 6 1/2" rectangle. Place right sides together and sew along one long side. Press to the red, then subcut into (4) 1 1/2" segments. Discard the extra.

Place two 1 1/2" segments right sides together, with the red of one segment opposite the white of the other segment. Nest the seam allowances together so the seam fits tightly at the intersection. Sew to form a four patch. Repeat with the other two segments.

**Basket Assembly**

Section 1 - Sew the following pieces together to form a nine patch:



Section 2 - Sew two pink/blue half square triangles and one white/blue half square triangle together, then sew a 2 1/2" x 6 1/2" background rectangle to the side.



Section 3 - Sew two pink/blue half square triangles and one white/blue half square triangle together, then sew a 2 1/2" x 6 1/2" background rectangle to the bottom.



Final Assembly - Lay out the four segments (Sections 1 - 3 plus the large red/white half square triangle). Sew Sections 1 and 2 together, and sew Section 3 and the half square triangle together.



Finally, sew the two pieces together to form the block.



Used with permission: Copyright: This is pretty common sense stuff. Do not mass produce and sell quilts made from my patterns. Print a free pattern in its entirety as many times as you like and share it with your friends or guild. Use it to make quilts for gifts, fundraisers, competition, donation, or to make and sell singly. I'd love it if you send me an email if you're using it for something special, but you don't have to. Do not reproduce my instructions in whole or in part and sell them. For purchased patterns, the only additional restriction is that you cannot share the pattern without prior written consent. Please ask - I am open to sharing them depending on the request. It comes down to this: If the way you wish to use it could prevent me from selling a pattern, don't do it without asking me.

Let's Get To Know

Sherri Peltier

Sherri is a California native who grew up in Redwood City near San Francisco. She remained up north and lived in Roseville and San Luis Obispo. After her husband died in 2003, she moved to Valencia to be nearer to her daughter and new granddaughter.

As an avid collector and lover of antiques, she was always on the hunt for new treasures.



Quilts were often on display and became a great option for both her bank account and space management. A stack of quilts takes up much less space than a new armoire, doesn't it?!

Sherri met a fellow antique buff after moving here in 2003 with her second husband, Roger. She introduced Sherri to the joy of making quilts and the rest is history. By the following year, Sherri owned a long arm, embroidery machine, and was immersed in classes. She's open to trying all techniques and often works with Kaffe fabrics and a bright color palette.

Sherri has used her talents in support of her 15 year old granddaughter, Samantha. As a baby, she was diagnosed with an extremely rare TCell disorder called APS1. There are only an estimated 175 cases in the U.S. Endocrinologists and patients with their families meet at the NIH in Washington for International conferences. She plans to give all of the families a lap sized quilt. This year, at the 11th hour, it was decided to also give a quilt to the 7 physicians who were speaking at the conference. Sherri makes the majority of the quilts herself, but Jean Impey and several members of the Beach Cities guild stepped in to help her meet her newly adjusted goal of 50 quilts for D.C.

Sherri's enthusiastic support for all of our local quilt guilds is such a gift to our community. Currently, as chairman of the November Fest Boutique, she is managing the creation of a unique array of shopping opportunities for us, including sewing many items herself. Thank you for all that you do, Sherri!




Conference
Gathering



Sherri & Granddaughter,
Samantha



From Left: Granddaughters
Samantha & Julia
Sherri's daughter, Robin



It was discussed at the last Surfside Board meeting that we really miss "Let's Get to Know" in the newsletter. Any volunteers who would be willing to take or share that position? Call Mary Mulcahey to volunteer.

Hospitality - Jaine Culbertson



Thank you for the many treats provided for the August Guild meeting!
Members are invited to bring goodies during their birthday month..... **or any month!**

August Hospitality Drawing Winner: Deb Warren

Monthly Mini - Katy Lillie

Wasn't this selection of prizes great! We made \$186.

Our August Monthly Mini Winners:

Puzzle: Michelle Howe



Pillow: Wendy McCalley
 Mini Quilt: Becky McDaniel
 Flowers: Becky McDaniel
 Gift Certificate: Victoria Keegan

September Monthly Mini

Come see me at the Monthly Mini table for a chance to win a one of a kind gift.... Katy Lillie

This month we have a crossbody bag made by **Vickie Janis** & filled with 4 large pieces of turquoise & brown batiks by me. Come buy your tickets - 6 for \$5.00 or 1 for a \$1.00 (Choose your lucky color of tickets.)

As always we are looking for Monthly Minis made by our members so other members or guests have a chance to win. Please consider making something and donating it to the program. It will be much appreciated!



Show & Tell - Angela Miller & Hiroko Moriwaki

September Show & Tell

Were you inspired by Quilt Festival Long Beach or another show you've attended? The Long Beach show was amazing and many of us knew we just needed to make something special afterward. Quilt shows are like that!

This month we invite you to bring your projects inspired by quilt shows to share.

We also can't wait to see your leaf prints from Shelley Swanland's class and the tall ships from Lyn Brown's workshop.

As always, show us what you are finishing up!

Sunshine and Shadows

"Every day may not be good, but there is something good in every day."

---Alice Morse Earle

We are sending well wishes to Charlotte Runyan that her back pain lessens with the recent placement of a nerve stimulator.

Gloria Rose continues to recover from her hip surgery. Here's hoping that she is able to move more easily with each day.

Thankfully, Monica Shafer continues to improve from her powerful spill at the beach. We pray that she grows stronger and that her pain lessens.

We ask that you send up loving and caring thoughts for Robin Free as she continues on her journey in hospice. Robin would love to receive cards and texts. Her address is 27579 Via Fortuna, San Juan Capistrano, CA, 92675. Her phone is 760-274-3424.

Sumi Maruyama continues to do well at her new home at the board and care facility. She misses her guild friends, so if you can take the time, please drop her a note at: Sumi Maruyama, 2070 250th St., Lomita, CA 70717. Cell: (949) 533-0158. She would love to have a visit, if you are up that way.

We wish all of our friends at Surfside Quilters Guild good health and happy summer days.

If you have any updates or additions for our Sunshine and Shadows, please contact **deniseriley77@mac.com**. Be sure to write SQG in the subject of the email.

Treasurer's Report

Surfside Quilters Guild Income & Expenses

INCOME	July 2023
BEGINNING BALANCE	49642.27
Bank fee refund	1.60
Bus Trip	1080.00
Challenge "Sweet"	100.00
Guests	30.00
Magazine Recycle	13.00
Membership Dues	200.00
Monthly Mini	54.00
Philanthropy fabric sales	197.00
Sponsors	100.00
Workshop Raffle	32.00
Workshops/ Sewcials	350.00
TOTAL INCOME	2,157.60
EXPENSES	
Bank Fee	40.00
Block of Month/Fabric	35.02
Bus Trip/Refunds	488.12
General Mtg Rent	325.00
Directory	771.50
Hospitality/Friendship	14.00
Nov Fest Auction	75.34
Operations/Constant Contact	109.20
Philanthropy Rent	125.00
Philanthropy Supplies	105.42
Speaker Fee	450.11
Speaker Expenses	35.55
Treasurer	20.16
Workshop Rent	150.00
Workshops Teacher/Sewcials	564.86
TOTAL EXPENSES	3,309.28
INCOME less EXPENSES	-1,151.68
Checking Account Balance	48,490.59
Certificates of Deposit	20,087.08
ENDING BALANCE	68,577.67


Surfside Quilters Guild Board Meetings

Everyone is always welcome to attend
the board meetings:
3rd Tuesday of each month at 10:00 am
Seaside Villas Clubhouse in Dana Point.

Parking near the clubhouse is limited—
see the map for remote parking.



PHD - "Projects Happily Done"



PHD, "Projects Happily Done," is an open friendship group meeting the 4th Friday of the month, January thru October each year. We share our projects, ideas and questions. Bring your list of 9 projects and you'll be encouraged, supported, and enticed into finishing one project a month. Call Sheri Hill for more information.

HAPPY BIRTHDAY!



Del Thomas - 1
Sheri Hill - 4
Karen Hanway - 7
Odette Osantowski - 9
Hedy Henderson - 11
Deanna Garcia - 12
Susan Staebel - 13

Johanne Gibson - 16
Dorothy Snyder - 19
Judy Nunn - 22
Joann Bishop - 23
Sally Silvers - 25
Judi Killberg - 26

Karen Wendel Stitch 'n Thyme

Speedy turn around on all edge to
edge designs at

\$0.02 per square inch.

Call (949) 201-0465



OUT AND ABOUT IN THE QUILTING WORLD



Busy Bears Quilt Guild Annual 2023 Mountain Treasures Quilt Show

Saturday, September 2nd 10 AM until 5 PM

Sunday, September 3rd, 10 AM until 4 PM

Vendor Booths, Door Prizes, Gift Baskets,
Quilt Boutique, Quilts for Sale

Big Bear Middle School 41275 Big Bear Blvd.

*Flying Geese Quilters Guild
Presents*

*"Quilts for all Seasons"
2023 Quilt Show*

at

*Norman P Murray
Community and Senior Center
24932 Veterans Way
Mission Viejo, CA 92692*

*Saturday, September 16
10 am - 4 pm*

www.QuiltsForAllSeasons.com



Support Our Nearby guilds!



For Museum hours and Entry Fees:
<https://pasadenahistory.org/visit/>

Pasadena Museum of History March 8 - September 10

Community Stitches: Quilt Designs and Stories features more than 60 quilts representing over 180 years of quilt-making in America.

470 W. Walnut St. Pasadena, CA

2023-2024 Guild Officers and Committees

EXECUTIVE BOARD:

President - Mary Mulcahey
 1st VP Programs - Jeanette Brooks
 2nd VP Membership - Kelly Counseller, Carol Gobrogge
 3rd VP Facilities - Charlotte Runyan
 Secretary - Vivien Hawker
 Treasurer - Nancy Ota
 Parliamentarian - Debbie Myers

STANDING COMMITTEES:

Block of the Month - Mary Arter
 Hospitality - Jaine Culbertson
 Monthly Mini - Katy Lillie
 Newsletter Editor - Deanne Meidell
 Newsletter Proofing - Sharon Whelan
 November Fest - Susan Ritschel
 Philanthropy - Linda Chiu, Nancy Pestal
 Publicity/Sponsors - Sharon Whelan
 SCCQG Representative - Del Thomas
 Show & Tell - Angela Miller, Hiroko Moriwaki
 Sunshine & Shadows - Denise Riley
 Volunteer Coordinator - Pam Hadfield
 Welcoming/Friendship - Denise Riley
 Workshops - Mary Arter, Monica Shafer

SPECIAL COMMITTEES:


Bus Trips - Elizabeth Geer, Deanna Garcia
 Compliance Officer
 IT Maintenance - Sandy Scott
 Let's Get to Know
 Magazine Recycling - Laura Miller

Photography - Del Thomas
 Retreat - Michelle Howe
 Web Mailing - Michelle Howe

The Surfside Quilters Guild, a 501(c)(3) corporation was established March 2009 to promote quilting and fiber arts in the South Orange County area. The Guild offers the opportunity to share experiences with other quilters in an atmosphere of fellowship as well as to enhance the knowledge and skills of its membership. Newsletters are distributed via the internet. Meetings are the second Tuesday of the Month. Dues are \$40 annually for the membership year from May 1st through April 30th. Guests are always welcome for a donation of \$5. Membership and Volunteer forms are available on our website.

Publicity and Sponsors - Sharon Whelan

**Find current information
 about Guild activities on
 Facebook and The Patch.**



Thank You To Our Sponsors



Kawaii
Ota Patterns

Nancy Ota

Website:
kawaiiotapatterns.com

Questions email:
kawaiiotapatterns@icloud.com





EMAIL



WEBSITE

PAL's

Sewing & Vacuum

www.PalsSewVac.com

949-645-7257

2299 Harbor Blvd, Costa Mesa, CA 92626

Mon-Fri: 10am-6pm Sat: 10am-5pm Sun: Closed





Moore's

Sewing Machines · Ceiling Fans · Vacuums
Specialists in Sales & Service
A Fourth Generation Family Business

MISSION VIEJO · 25390 Marguerite Pkwy. · (949) 580-2520
 HUNTINGTON BEACH · 15041 Goldenwest St. · (714) 899-3222
 CORONA · 591 N. McKinley St., Suite 106 · (951) 736-5457
 BREA · 2315 E. Imperial Hwy., Suite B · (714) 279-6830
 TEMECULA · 26490 Ynez Road, Suites F & G · (951) 297-3796

www.mooresew.com





Orange Quilt Bee

Pebble Gilb & Lisa Wiltse
Owners

714-639-3245

628 E Katella Ave · Orange, CA 92867
www.orangequiltbee.com
 oqbshop@orangequiltbee.com
 Hours: Mon-Thu: 10-8, Fri-Sat: 10-5, Sun: 12-4





Meeting location: **St. Andrew's by the Sea UMC**, 2001 Calle Frontera, San Clemente. Map above.

Exit I-5 at Pico, go north, turn left on Calle Frontera, travel up the hill, turn left at the first driveway to reach the church parking lot. Meeting is in the building labeled "Office" at the back of the lot.

Surfside Quilters Guild

Guild meetings are held the second Tuesday of each month.
For more information visit our website.

<http://www.surfsidequiltersguild.org>

Surfside Quilters Guild | PO Box 3295, San Clemente, CA 92674

[Unsubscribe mhowe93@gmail.com](mailto:mhowe93@gmail.com)

[Update Profile](#) | [Constant Contact Data Notice](#)

Sent by deannem@cox.net powered by



Try email marketing for free today!