



September 2022

Volume 14 -- Number 5

Editor – Deanne Meidell

Guild Meeting – Tuesday, September 13, 2022

9:30 am – 12:00 pm

**Program: Member Showcase Featuring
Mary Arter and Sherri Peltier**

**St. Andrew's By-The-Sea United Methodist Church
2001 Calle Frontera, San Clemente**

Mary Mulcahey - Programs



September is Member Showcase and we are in for a real treat. First, we have Mary Arter, who really needs no introduction. We have seen her in action and now we will get a chance to see her amazing quilts. Her quilts span a variety of styles with a slight leaning towards the modern genre.

Our showcase will also feature Sherri Peltier. Although Sherri is fairly new to Surfside, she has been active in the local quilting community, serving as a past president to Beach Cities Quilters Guild. She has been quilting since about 2008 and is extremely prolific. Her work spans the gamut from traditional piecing, to art quilts

and even into embroidery quilts and pillows, pillows, pillows.



Workshops - Mary Arter

BEGINNING IN SEPTEMBER, 2022

NEW WORKSHOP & PHILANTHROPY SEW DAY LOCATION
Bankson Hall at Gloria Dei Lutheran Church
33501 Stonehill Dr. - Dana Point



DIRECTIONS:

From the South:

- From I-5, take Exit 79 onto CA-1, Pacific Coast Hwy.
- Stay left toward Dana Point
- Turn right on Del Obispo St.
- Turn left onto Stonehill
- Turn left onto Ocean Hill Dr.
- Meeting place is Bankson Hall, the old sanctuary, at the top of the hill
- Please park on the left side of the lot; drop offs at the front door are okay.

DIRECTIONS:

From the North:

- From I-5, take Exit 81, Camino Capistrano
- Turn left onto Camino Capistrano
- Turn right onto Stonehill
- Turn left onto Ocean Hill Dr.
- Meeting place is Bankson Hall, the old sanctuary, at the top of the hill
- Please park on the left side of the lot; drop offs at the front door are okay.

Cathie Hoover Workshop - Moo-Desto Cow Block
Wednesday, October 12, 2022
9:30 AM to 3:30 PM

**Gloria Dei Lutheran Church
33501 Stonehill Dr. - Dana Point**



Description: Cathie Hoover will show us how to create one or more cow blocks using an unusual technique, which is not paper piecing, but it is more accurate! Bring your sewing machine and a few fabrics, plus a variety of embellishments.

In this 6-hour workshop, you can make five or more blocks for a whole herd of bovine beauties! Combine your cows into a mini quilt or pillow, or make even more for a bigger quilt.

Pattern: Written instructions will be provided at no additional cost.

Supply List: Get the supply list when you register for the workshop. The cost to register is \$25.



Spend the day creating beautiful stars with Edyta Sitar of Laundry Basket Quilts!

Kit: There is a required kit that includes the pattern, templates, fabric and a folder with additional designs. The price of the kit is \$50, payable when you register for the workshop.

**Stars in Quilts
Wednesday, November 9, 2022
9:30 AM to 3:30 PM
Gloria Dei Lutheran Church
33501 Stonehill Dr. - Dana Point**

Description: This is a splendid workshop to honor one of the most common and loved quilt designs, the Star. This workshop features 15 different patterns to show star blocks, layouts, sashing and fun techniques. You will cut with templates, piece on a sewing machine, and learn how to press perfect points. We will finish with creating the beautiful Dresden Star block. Spend the day creating beautiful stars with Edyta Sitar of Laundry Basket Quilts!

Cost: The cost of the workshop is \$40, plus \$50 for the required kit, for a total of \$90. Make checks payable to Surfside Quilters Guild.

Supply List: Pick up a copy of the supply list when you register.

Registration for this workshop opens at the September 13 Guild Meeting. Maximum



To sign up for any workshop, email **Mary Arter** at **mearter@gmail.com**, then send her a check. Please make checks payable to Surfside Quilters Guild (no abbreviations). For more information, contact Mary.

August Workshop Raffle Winner: Victoria Crayne

Coming in September



Surfside PopUp Quilt Shop Sewcial

Wednesday, September 14, 2022

10 AM to 2 PM

New Workshop Location: Gloria Dei Lutheran Church
33501 Stonehill Dr. -- Dana Point

At this one day event, join your friends for a little bit of a quilt shop experience. We will have fabric and notion sales by Philanthropy and groups of members. **Judy Nunn** will be there with her **Grammy's Quilts Pop Up Shop**, selling precuts, notions and fabric. There will be technique demonstrations, drawings/giveaways, light snacks and space to sew (machine or handwork). Thank you to everyone who generously donated!

Registration is not required to attend the Surfside PopUp Quilt Shop Sewcial, and there is no charge to attend.

--Mary Arter

President's Corner - Debbie Myers

FOCUS

It was one of those weeks—plenty of time for quilting but I sure didn't get much done.

FOCUS, I tell myself.

Now, sometimes one wants to be distracted. When I walk alone, I sometimes head to the Strand in Oceanside. There is always something going on there and it makes exercise time fly.

I park at Wisconsin and Myers and head down to the beach wall. A road

runs right along the water and is always busy...dogs with sunglasses running with their owners, surfers catching a nice long wave, a guy with his dog, Brando, who offers to pray with me.

Then, next to the pier are surf contests and food carts peddling tamales and shaved ice. The lifeguard station is there and fisherman head to the water with their wagons full of bait and supplies.

Above the pier is a new resort which offers \$725 shorts made of old quilts. (Yep, that is the price, no kidding.) The benches are full of wave watchers and young kids head down the stairs for the beach pulling their not-fast-enough parents in tow.

Obviously, one quilts in a quieter environment but still there are distractions which pull one in 14 different ways. And the time set aside for quilting disappears.

I don't have a solution. Google, I'm sure, has 10 handy steps for getting things done. But then, one can end up surfing the internet for fabric and checking Instagram and/or Facebook for the latest in quilting news. And another few hours disappears down the drain.

This week, I did actually end up sewing. But it was a new quilting idea that I needed to try out before I forgot it—thank you, Sheri Hill for your *It Just Doesn't Matter* demonstration. Also, it was an idea that I had for a new name tag—would the By Annie pattern work with plastic screen fabric? (Yes, it will.) And so it goes.

Tell me, how do you stay FOCUSED?



Have you visited an interesting quilt shop while traveling? Tell us about it!
Email to: deannem@cox.net

Membership - Janis Toman

August 9, 2022 Guild Meeting

We had a total of 72 who battled the heat to



attend the meeting. There were 65 members, 5 guests and 3 new members (one not in attendance) for a total of 72 attending. We currently have 177 members.

June Door Prize Winners: Nancy Northrup (Janis Toman) Carol Gobrogge



The tea will be held **Tuesday, October 25, 2022 from 10am to 12pm at St. Andrew's By-the-Sea.** Invitations with all the details will be sent to all new members as well as Board Members.

SAVE THE DATE: NEW MEMBER TEA TUESDAY, OCT. 25, 2022

A warm welcome to the almost 40 quilters who have joined Surfside Quilters Guild in the past two years!

During the past few years, our social gatherings have been limited. So, we are happy to announce the return of the New Member Tea...which will actually be more like Coffee & Quilts, but you get the picture.

BLOCK OF THE MONTH Holly Betz & Judy Kamman

ROCK THE BLOCK - SECOND BORDER ROW

If you have any questions please feel free to call either:
Holly Betz 949-360-9369 or Judy Kamman 949-582-8140



2022-2023

As we continue to ROCK THE BLOCK...

Border number two is SQUARES...

You can make a checkerboard 4 patch and mini 4 patch, seminole, skewed nine patch, or square in a square.

Each border will be 4 1/2" x 20 1/2" unfinished.

There will be four cornerstones measuring 4 1/2 x 4 1/2" unfinished

Now your quilt will measure 28 1/2 x 28 1/2 unfinished.



Four- Patches

A speedy way to make batches of four patches is to use the strip set technique. Instead of cutting individual squares for your four patch cut light and dark strips WOF 2 ½ inches wide. Sew together the light and dark inch strips using a quarter inch seam along the edge of the strip, press towards the dark side sub cut the strips into pieces 2 ½ inches. Sew together to make your 4 patch.

You will need a total of 24 patches for the checkerboard...five for each side and seven for the top and bottom rows.

To make a mini four patch, two strips will be cut 1 ½ inch light and dark strips and follow the directions given above.

To make the mini 4 patch you will need 2 ½ inch mini squares added to 2 ½ inch solid fabric squares.

Seminole

Basic Seminole instructions are included. From the book written by..
Cheryl Greider Bradkin

The strips for your strip set need to measure 4 1/2 inches unfinished. Please cut light and dark strips of a suggested 3 inch, 2 inch, and 3 inch widths. Cut into 2 1/2 inch units and then assemble.

Skewed Nine Patch

Cut strips each 2 inches and assemble as a traditional nine patch.

A template to make your skewed nine patch is provided to you.

A total of 24 blocks will be required... five on each side and seven on the top and bottom to form your border.



Square in Square

To make one block cut a center square 3 3/8 inches. Cut two corner squares 3 3/8 inches. Cut the corner squares once on the diagonal. Fold your center square and make creases across the middle in both directions. Place one corner triangle on top aligning the point of the triangle with a crease. Retreat for the opposite side of the square. Press open and then add the other two opposite sides. Press flat and trim to 4 ½ inches.

A total of 24 blocks would be required. Five on each side and seven on the top and bottom to form your borders.

They could be used individually as cornerstones.

Ed. Note: The Skewed Nine Patch may not be accurate for size when printed. Double check the measurements and re-draw if necessary.



Plastic template kits for the Skewed Nine Patch in 4 sizes (2.5," 3," 4," 5")) will be sold for \$35.00 at the September 13 Guild Meeting and at the PopUp Sewcial on Sept. 14.

The templates were originally designed by Kris Kouzelos and are being sold by Lyn Mann.

Philanthropy - Linda Chiu & Nancy Pestal

We are in search of machine quilters. We have many beautiful "sandwiches" in your favorite color for you to practice your skills. You don't need a long arm, but if you do have one that would be great. Please let us know, and we will get you the things you need.

At the July General Meeting we received 23 completed quilts, many tops ready to be quilted and 7 pillowcases.

We made \$83 on Fabric Sales and with our Silent Quilt auction, we collected \$60 for one large top.



What do we need next?

We need to build our supply of baby quilts (40-45 inches) for the Marines and local churches.

We need kids quilts and pillowcases for the local hospitals.

We will donate to Meals on Wheels in the fall, so that means lap sized quilts for women and men.

Thank you VERY MUCH for your support of Philanthropy.

Please join us on the 3rd Wednesday anytime you can.

YOU are always welcome!

Happy Sewing!

Linda and Nancy

Philanthropy Quilts for September Silent Auction




110" x 84"
(edges on the bias)



79" x 91"



September Philanthropy Parade



Show & Tell - Angela Miller & Hiroko Moriwaki

SEPTEMBER SHOW & TELL

SEPTEMBER MEMORIES QUILTS, and quilts that remind you of FALL OR HALLOWEEN are suggested quilts to share this month.

PLUS - BUS TRIP TO LONG BEACH participants received a PRINCESS LAY-A chicken pattern in their goody bags. This would be a great time to share what you've made!

Of course, we always love to see RECENTLY COMPLETED QUILTS AND PROJECTS. What have you been up to?

Show and Tell - August 2022



Mary Arter

All about the Borders

This is from Sandy Corbin's workshop in June. I didn't want a pillow, so I made mine into a table topper.



Mary Arter
Calla Lily

I took a Zoom class with Dana Jones on how to create a foundation paper pieced pattern from a photograph. I made this mini quilt based on my original photograph.



Vickie Janis

The Perfect Purse

After Becky McDaniel spoke at the guild last year, I bought a kit to make her orange peel purse. Becky was so kind to walk me through the directions for my 1st bag. On a road trip to Central Coast Shop



Hop, Janis and I found the Zippy Bag by Sallie Tomato. Then came a couple fanny packs, The Bum Bag.

My last run is making cellphone wristlets that are big enough to hold a phone, passport, cash, credit cards, glasses, etc. Joe and I are traveling to Europe in September so the wristlet will be perfect to wear in the front. Pickpockets love backpacks!



**Jaine Culbertson
Perfectly Pointed Paper
Pieced Project**

This is from Carol Doak's book, 50 Fabulous Stars. I machine quilted it on my old, may she rest in peace, Singer machine. It has been on my bed for 10 years.



**Debbie Myers
Scrappy Memories**

Started in Dora Cary's workshop in April. The colored "birds" are scraps from other projects. Nice to see them again. Machine quilted in wave design by Viv Hawker.



**Judy Kamman
Arabesque**

Holly Betz

Antique Feathered Star

This quilt was made in the 1850's by Mattie Shufelt in Geneva, NY. My mom bought it for me 25 years ago. She found it at a small outdoor antique show.

This is from the Dora Cary class. It is my first large paper pieced quilt.



Hiroko Moriwaki
Baaba's All Stars

I took a workshop "Easy Peasy Pieced Shashing" from Sally Schneider when she came to Surfside in July, 2014. I put the photos of my grandchildren in the stars. (They are my stars!)

Nancy Ota & Sumi Maruyama

Cross body shoulder bag by **Nancy Ota**; Machine pieced, hand dyed zippers, original pattern
At 97 years young, my dear friend, Sumi Maruyama tries to use a cane to aid her excursions. It seems that walking with a handbag and cane can be difficult as the handbag gets tangled. In an effort to help, I designed and created a small zippered cross body bag. I hand dyed two Japanese zippers and used Japanese fabrics.



Susan Ritschel
Lemon Star Quilt

I completed this quilt using the Missouri Star tutorial.

Susan Ritschel
Long Cabin under the Stars
This block will be par of a twin-

size quilt.



**Claudia Redfern
Starry Night**



**Angela Irish
Starry Night**

Claudia: This was a group exchange that was started on National Quilting Day, March 2008.

Welcome - Mary Harrigan

It's always such a joy to greet and meet guests and new members at each meeting. We were nicely surprised to welcome back to our guild, former member Victoria Crayne, and new member, Lisha Sante. Karen Nakai was signed up as a new member by a friend but wasn't present though we hope we'll get a chance to meet her soon.

Welcome, ladies, and happy quilting!



If you have any questions, the Board and Committee Chairs will be wearing leis at the meetings.

Sunshine & Shadows - Mary Harrigan

The sunshine is shining brightly for newsletter editor, **Deanne Meidell**. She suffered a negative reaction to Covid meds recently and had a week-long hospital stay. She reports that she is feeling much better now and is grateful for all the cards and emails she received.

Sandy Hooper and her husband have recently moved to Conroe, TX (north of Houston), where the sun is definitely brilliant...and hot! She does have a sewing room and a guest room, and there's a quilt shop located nearby. Doesn't it sound like a great road trip opp? We will miss you,

Sandy, but send our best wishes for a smooth transition and hope you make lots of new quilting friends.

Hoping everyone enjoys days filled with sunshine and cool breezes!

Monthly Mini - Maggie Bell

September - Monthly Mini Made by Lynn Tweet.

September's Monthly Mini is this wall hanging made by **Lynn Tweet** for the SQG Challenge in 2015, "It's All About the Water."

The "Save the Whales" side is the back, but is pretty enough to be the front. The 3 sailboats with the colorful piano keys border is actually the front. The person who wins it can decide which side to display, or alternate it every now & then for variety. Look closely to see the embellishments on each of the sail boat blocks.



Congratulations to lucky **Vivien Hawker** for winning the lovely **Nancy Ota** original - Sashiko fans!

\$118.00 was collected for the guild. A big thanks to Nancy for her generosity (and her talent).

PHD - "Projects Happily Done"

PHD, "Projects Happily Done," is an open friendship group meeting the 4th Friday of the month, January thru October each year. We share our projects, ideas and questions. Bring your list of 9 projects and you'll be encouraged, supported, and enticed into finishing one project a month. Call Sheri Hill for more information.

Let's Get to Know - Susie Russell

**LET'S GET TO KNOW....
BY SUSIE RUSSELL**

Bridget Callahan

Bridget is from LA but her adult life led her to exotic places and new adventures. After college she joined the Peace Corps which took her to the Congo where she met her husband just two weeks before she was scheduled to leave. They conducted a long distance romance which was not as easy back then as it is now with the internet and social media. They were married a year later. Her husband, Gerry Loughman, worked for USAID which Bridget eventually worked for as well. Their jobs took them to various countries which included Singapore, Africa and Europe. They lived in Ireland for several years before returning to the US.



Bridget has volunteered for Big Sisters where she has acted as a mentor for a young girl for over 8 years. Prior to this she and her husband volunteered for CASA, Court Appointed Special Advocate.

As for quilting she admits that she never did much sewing before Covid. She decided to jump into sewing to make masks for nurses at Mission Hospital. With the encouragement of two quilting friends she went to a quilt retreat in Oregon and made her first quilt. Since then she has made somewhere between 10-12 quilts. She also volunteers for a non-profit called Prayers and Squares which makes quilts for cancer patients.

Bridget would like to develop more quilting skills such as machine appliqué and machine quilting with rulers. She also finds time to enjoy cooking, daily walks and bridge with her husband.

Bridget has lived a very interesting and diverse life. As I interviewed her, more and more interesting facts about her life were revealed. I do hope you will take a moment to welcome her at the next meeting.

FREE TO A GOOD HOME: LARGE WOODEN QUILTING FRAME

With the move to Gloria Dei Lutheran Church, Surfside Quilters Guild is losing its storage area at the Presbyterian Church. An army of volunteers sorted, winnowed, and packed up the remaining fabric and supplies which will be moved to **Nancy Ota's** garage. Thank you, Nancy!

As we are down-sizing, our large heavy wooden quilting frame for hand-quilting is available. Email **Debbie Myers** at strong2legs@outlook.com if you'd like it.

**South Bay Quilters
Guild Opportunity
Quilt**





The South Bay Quilters Opportunity Quilt will be displayed at our Surfside Meeting in October. Tickets will be available to purchase.

SEPTEMBER BIRTHDAYS

Del Thomas – 1
 Sheri Hill – 4
 Karen Hanway – 7
 Odette Osantowski – 9
 Gladys Sherman – 11
 Deanna Garcia – 12
 Jay Seidel – 12
 Susan Staebell – 13
 Johanne Gibson – 16
 Dorothy Snyder – 19
 Karen Nakai – 21
 Judy Nunn – 22
 Joann Bishop – 23
 Sally Silvers – 25
 Judy Killberg – 26



OUT AND ABOUT IN THE QUILTING WORLD



Pacific International Quilt Show October 13-16, Santa Clara, CA

Our own **Nancy Ota's** quilt was used as the background of this show promotion.

Nancy got a blue ribbon for Use of Color at the 2021 show.

Friendship Square Quilt Guild Quilt Show

Alive with Color -Take 2

Sept. 17-18, 2022. Sat. 10-5 Sun. 10-4

La Habra Community Center
 101 W. La Habra Blvd., La Habra, CA



**Large Quilt Display, Vendors, Breast Cancer Quilt
Raffle, Boutique/Quilt Sale, Silent Auction and more
Opportunity Quilt drawing Sun. Sept. 18, 3:30pm
Admission: \$8**



Coastal Quilters Guild

of Santa Barbara and Goleta, California



**Harvest of Colors Quilt Show
Saturday, Sept. 24 10am - 5pm
Sunday, Sept. 25 10am - 4pm**

Tickets: \$12 Weekend Pass at Door
\$10 Early Bird until Aug. 30
Warren Hall, Earl Warren Showgrounds, Santa Barbara

Flying Geese Quilters Guild September Workshop 2022

**Dora Cary Workshop - "Make It Moder
September 11, 2022 10 a.m. -- 4 p.m.
Orange Quilt Bee**



The Flying Geese Quilters Guild has invited our guild to attend its September workshop with **Dora Cary of Orange Dot Quilts**, who will be teaching her "Make It Modern" class.

This is a fun and current class that will show how to modernize traditional quilt patterns. All components of quilt design will be addressed: color choice, scale composition, negative space and quilting design.

There are 4 patterns to choose from:

- Patch Nine
- Motherboard
- On the Plus Side
- Pinwheels

The patterns will be available at the workshop. (Unfortunately, there are no kits available for this class.)

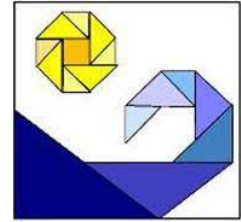
All patterns work great with precuts. The first three patterns are Jelly Roll friendly, while Split Pinwheels is Layer Cake and Charm Pack friendly. List of fabric requirements is available.

\$40 for the Class +\$10 for the pattern = \$50

Please contact Gail Larderuccio: glarderuccio@gmail.com to sign up for the class.

Quilters By the Sea Workshops 2022

The Quilters By the Sea Quilt Guild has invited our guild to attend any of their 2022 workshops for the its member price of \$35.



Saturday, October 15

Lauretta Crites - WHICH WITCHES BOOT

We will be using this delightful Crab-Apple Hill pattern designed for crayon tinting but making it much more vibrant by "coloring" the fabric with colored pencils. Learn how to transfer designs, stabilize the fabric and use colored pencils and permanently seal them into the fabric to make this fun Halloween wall quilt.

We will work on the center "colored" section only in class.

The pattern includes instructions for the pieced borders to be done at home. This witch's boot is filled with candies, jack-o-lanterns and fun, funky flowers!

Note: Not included in workshop - the nine patch pieced borders.

Workshop fee: \$35 members and non-members.

Editor's Note: No info given regarding time or place of workshop.

Register online at quiltersbythesea.com

Road to California Quilt Show



**ROAD TO CALIFORNIA 2023 -
CONTEST RULES & ENTRY FORM
NOW AVAILABLE**

Judges this year are: **David Taylor** (who visited Surfside Quilters Guild in September 2021), **Gloria Loughman** and **Pat Yamin**. Prizes range from \$500 for third place in a particular category up to \$10,000 for Best of Show.

You can now submit your quilt entries for Road to California 2023. Road is the perfect place to enter a quilt whether novice or expert. Not all quilts are accepted but you never know until you try. The three judge panel provides comments to accepted entrants. These comments are constructive and allow you to improve your workmanship and/or design skills.

Treasurer's Report - Jeanette Brooks

Surfside Quilters Guild Income Statement
July 1 through July 31, 2022

Beginning Balance - July 1, 2022	\$	80,508.25
Income		
- Amazon Smile		-
- Sponsors		100.00
- Philanthropy Fabric Sales		83.00
- Philanthropy Donations		60.00
- Magazine Sales		5.00
- Workshop Raffle		20.00
- Workshop/ Sewcials		375.00
- Workshop/ Patterns		288.00
Total Income	\$	931.00
Expenses		
- Membership Expenses - Directory		798.86
- Speaker Fee		335.00
- Speaker Expenses		-
- Bus Trip Expenses		100.00
- Philanthropy - Facilities Rental / Storage		200.00
- Facilities - Rent		250.00
- Workshop Fee		420.00
- Workshop Facility Rent		100.00
- Workshop Patterns		288.00
Total Expenses	\$	2,491.86
Income Less Expenses	\$	(1,560.86)
Ending Balance - July 31, 2022		78,947.39

2022-2023 Guild Officers and Committees

EXECUTIVE BOARD:

President - Debbie Myers
 1st VP Programs - Mary Mulcahey
 2nd VP Membership - Janis Toman
 3rd VP Facilities - Charlotte Runyan
 Secretary - Vivien Hawker
 Treasurer - Jeanette Brooks
 Parliamentarian - Mary Arter

STANDING COMMITTEES:

Block of the Month - Judy Kamman, Holly Betz
 Hospitality - Jaine Culbertson, Carol Gobrogge, Kelly Counseller
 Monthly Mini - Maggie Bell
 Newsletter Editor - Deanne Meidell
 Newsletter Proofing - Sharon Whelan
 November Fest
 Philanthropy - Linda Chiu, Nancy Pestal

Publicity/Sponsors - Sharon Whelan
SCCQG Representative - Joann Bishop
Show & Tell - Angela Miller, Hiroko Moriwaki
Sunshine & Shadows - Mary Harrigan
Volunteer Coordinator - Pam Hadfield
Welcoming/Friendship - Mary Harrigan
Workshops - Mary Arter

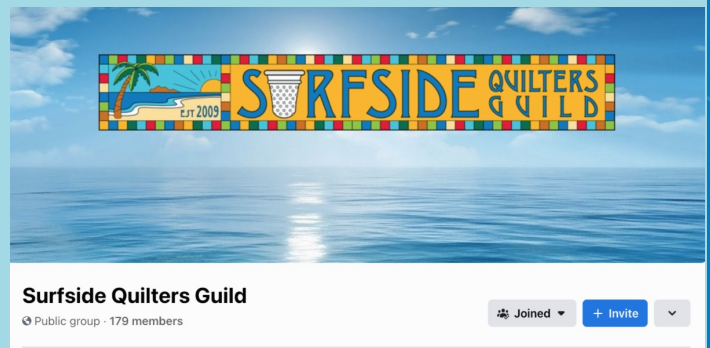
SPECIAL COMMITTEES:

Bus Trips - Elizabeth Geer, Deanna Garcia
Compliance Officer -
IT Maintenance - Sandy Scott
Let's Get to Know - Susie Russell
Magazine Recycling - Laura Miller
Photography - Del Thomas
Retreat - Michelle Howe
Web Mailing - Michelle Howe

The Surfside Quilters Guild, a 501(c)(3) corporation was established March 2009 to promote quilting and fiber arts in the South Orange County area. The Guild offers the opportunity to share experiences with other quilters in an atmosphere of fellowship as well as to enhance the knowledge and skills of its membership. Newsletters are distributed via the internet. Meetings are the second Tuesday of the Month. Dues are \$40 annually for the membership year from May 1st through April 30th. Guests are always welcome for a donation of \$5. Membership and Volunteer forms are available on our website.

Publicity and Sponsors - Sharon Whelan

**Find current information
about Guild activities on
Facebook and The Patch.**



Thank you



Boutique Beachfront

Handmade Creations

Jane+ Smith

(949) 610-5398
janetsmith23@att.net
www.BoutiqueBeachfront.etsy.com



JUDY NUNN GRAMMY'S QUILTS

(PRECUTS, NOTIONS & FABRIC)

23426 Villena, Mission Viejo. 92692
call/text: 949.233.5640
email: grammynunn@gmail.com

Moore's

*Sewing Machines • Ceiling Fans • Vacuums
Specialists in Sales & Service
A Fourth Generation Family Business*

MISSION VIEJO • 25390 Marguerite Pkwy. • (949) 580-2520
HUNTINGTON BEACH • 15041 Goldenwest St. • (714) 899-3222
CORONA • 591 N. McKinley St., Suite 106 • (951) 736-5457
BREA • 2315 E. Imperial Hwy., Suite B • (714) 279-6830
TEMECULA • 26490 Ynez Road, Suites F & G • (951) 297-3796
OUTLET CENTER • 22532 Avenida Empresa, RSM • (949) 829-9459
www.moores-sew.com

OUTLAW QUILTING

Longarm Quilting Services



Vivien Hawker
949-375-1037
outlawquilting@gmail.com



Sew Treasured Quilt Shop

26855 Jefferson Ave
Suite D
Murrieta, CA 92562
(951) 304-9787

sewtreasuredquiltshop.com



Orange Quilt Bee

Pebble Gilb & Lisa Wiltse, Owners

714-639-3245
628 E. Katella Ave., Orange, CA 92867
www.orangequiltbee.com
email: oqbshop@orangequiltbee.com
Hours: Mon-Thur: 10-8, Fri-Sat: 10-5, Sun: 12-4

BERNINA
made to create

ANAHEIM
1189 N. Euclid St.
92801
714.774.3460

Mel's Sewing & Fabric Center

Family Owned & Operated Since 1956

Sales & Repair

Authorized BERNINA & Baby Lock Dealer

baby lock

FOR THE LOVE OF SEWING

TUSTIN
600 E. First St.
92780
714.669.0583

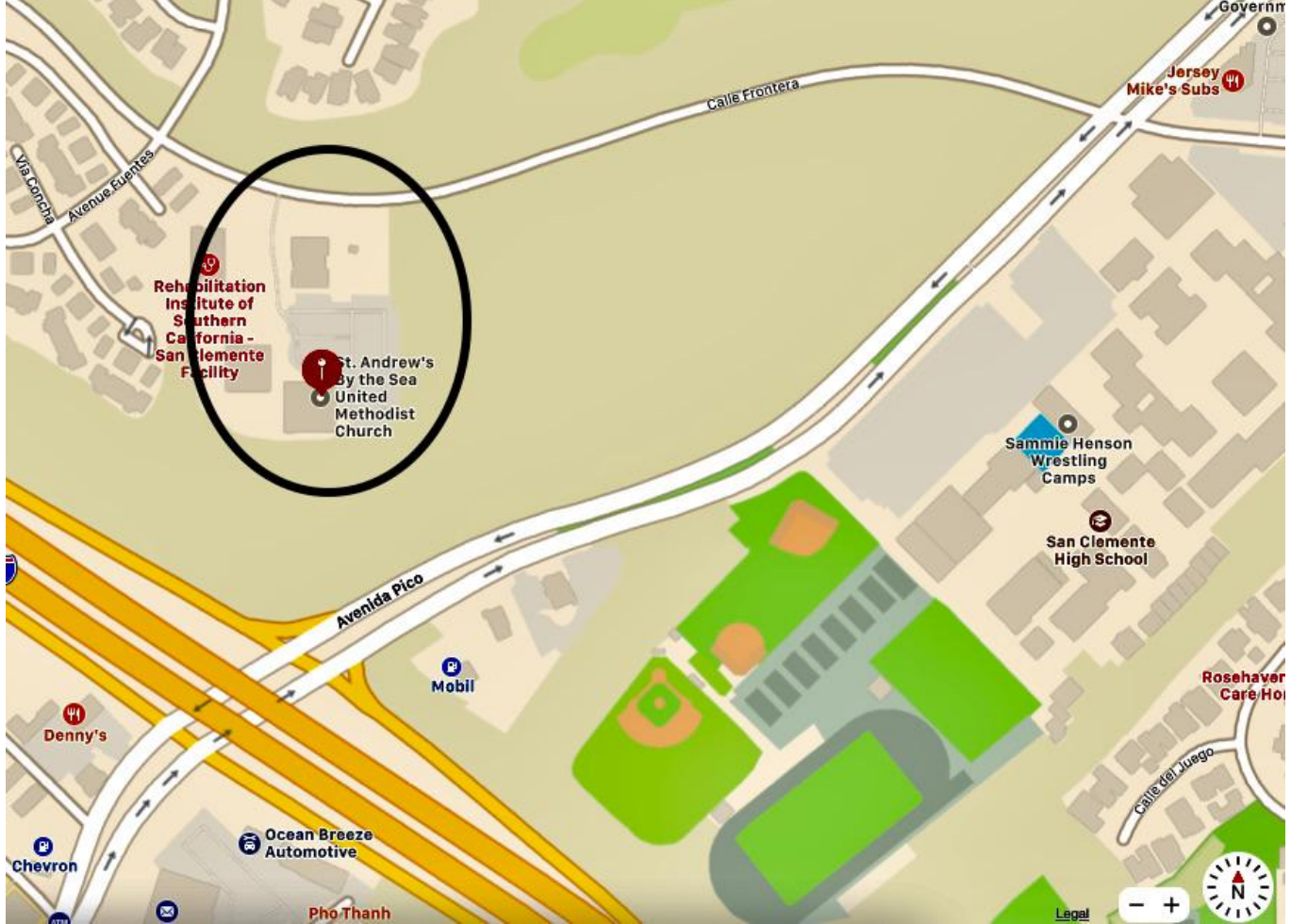
Quilting, Embroidery and Sergers Machines
100% Cotton Fabric, Notions and Accessories

Surfside Guild Members receive a 10% discount - mention the guild at checkout!

Our classes and clubs can be found online at www.melssewing.com or
contact us at info@melssewing.com.

**Support Surfside Quilters Guild by using the
link below to shop Amazon:**

Shop Amazon



Meeting location: **St. Andrew's by the Sea UMC**, 2001 Calle Frontera, San Clemente. Map above.

Exit I-5 at Pico, go north, turn left on Calle Frontera, travel up the hill, turn left at the first driveway to reach the church parking lot. Meeting is in the building labeled "Office" at the back of the lot.

Surfside Quilters Guild

Guild meetings are held the second Tuesday of each month. Visit [Surfside Quilters Guild](#) for more information.

