



**October 2022**

Volume 14 -- Number 6

Editor – Deanne Meidell

**Guild Meeting – Tuesday,  
October 11, 2022  
9:30 am – 12:00 pm**

**Cathie Hoover – Speaker**

**St. Andrew's By-The-Sea United Methodist Church  
2001 Calle Frontera, San Clemente**

**"Every quilter has a masterpiece inside." [newquilters.com](http://newquilters.com)**

**Mary Mulcahey - Programs**

We have some very special programs coming.....

For our program in October, we welcome  
Cathie Hoover from Modesto, CA.

For our November meeting we will have Edyta Sitar.



**Cathie Hoover**

**[cathiehooverstudios.com](http://cathiehooverstudios.com)**

Throughout her life, Cathie Hoover has done just about everything with fabric, including dressmaking, knitting with fabric, quilting, and quilted wearable art. She earned a B.S. degree in Home Economics from Chico State College in Chico, CA. She studied tailoring, pattern drafting,

and added a year of weaving to her knowledge of textiles.

### **Cathie's Specialties:**

- All types of machine appliqué: fused and non-fused, either finished with satin stitching, blanket stitching, or soft-edge treatment.
- Reverse appliqué by machine finished with blanket stitch or decorative stitch. Her special method is refined and one that she finds more useful than any other appliqué method.
- Machine embellishments with decorative stitches, laces, braids, and especially rickrack.
- The use of brilliant color and color combinations in all quilt making techniques.
- Combining printed fabrics of all types and styles with each other while keeping the identity of each fabric visible and vibrant.

She was selected to be a Fairfield Fashion Show Designer four times (1993, 1994, 1995, 1998) and a Bernina Fashion Show Designer five times (2002, 2003, 2005, 2006, 2008). Although she is thoroughly enraptured with quilting, quilted wearable art remains a passion. Since 1988, she has taught quilting workshops and given lectures at large and small quilting venues throughout California and much of the United States, including Hawaii.

## **Workshops - Mary Arter & Monica Shafer**


### **Cathie Hoover Workshop - Moo-Desto Cow Block**

**Wednesday, October 12, 2022**

**9:30 AM to 3:30 PM**

**Gloria Dei Lutheran Church**

**33501 Stonehill Dr. - Dana Point**



**Description:** Cathie Hoover will show us how to create one or more cow blocks using an unusual technique, which is not paper piecing, but it is more accurate! Bring your sewing machine and a few fabrics, plus a variety of embellishments.

In this 6-hour workshop, you can make five or more blocks for a whole herd of bovine beauties! Combine your cows into a mini quilt or pillow, or make even more for a bigger quilt.

**Pattern:** Written instructions will be provided at no additional cost.

**Supply List:** Get the supply list when you register for the workshop. The cost to register is \$25. **One opening left.**



**Stars in Quilts**  
**Wednesday, November 9, 2022**  
**9:30 AM to 3:30 PM**  
**Gloria Dei Lutheran Church**  
**33501 Stonehill Dr. - Dana Point**

**Description:** This is a splendid workshop to honor one of the most common and loved quilt designs, the Star. This workshop features 15 different patterns to show star blocks, layouts, sashing and fun techniques. You will cut with templates, piece on a sewing machine, and learn how to press perfect points. We will finish with creating the beautiful Dresden Star block. Spend the day creating beautiful stars with Edyta Sitar of Laundry Basket Quilts!

**Kit:** There is a required kit that includes the pattern, templates, fabric, and a folder with additional designs. The price of the kit is \$50, payable when you register for the workshop.

**Supply List:** Pick up a copy of the supply list when you register.

**Cost:** The cost of the workshop is \$40, plus \$50 for the required kit, for a total of \$90. Make checks payable to Surfside Quilters Guild. **Registration for this workshop opens at the September 13 Guild meeting. Maximum number of students is 32. 14 openings left.**



To sign up for any workshop, email **Mary Arter** at **mearter@gmail.com**, then send her a check. Please make checks payable to Surfside Quilters Guild (no abbreviations). For more information, contact Mary.

**September Workshop Raffle Winner:**  
**Gail Licata**



## ELEVATOR AT GLORIA DEI

If you park at the lower end of the parking lot, walk through the garden maze. On the other side, below the old sanctuary, is an elevator. It will take you (and your fabric and sewing machine) upstairs just outside the Bankson Hall where Workshops and Philanthropy will be held.

## PopUp Quilt Shop Sewcial



### Surfside PopUp Quilt Shop Sewcial by Mary Arter

Thank you to everybody who helped with and attended the first ever Surfside PopUp Quilt Shop Sewcial on September 14! We had two terrific demonstrations from Monica Shafer and Irene Hughes—I hope you're all embracing curve sewing as taught by both of them. Nancy Pestal and Suzette Blake, Mary Mulcahey, Barbara Seidel, Victoria Crayne, Linda Walters, and Monica Shafer sold treasures from their personal stashes, and the Philanthropy crew sold new-to-you fat quarters, yardage, kits, scrap bags, books, and more. Holly Betz and Judy Kamman sold a few more of Lyn Mann's wonky templates (Total \$239). What a fun chance to chat with quilt-y friends and go home with some new ideas. If you attended the Sewcial and have any feedback on what went well or what could be improved, please drop me an email. And, look for another PopUp Quilt Shop Sewcial some time in the spring of 2023!

### THESE LUCKY ATTENDEES WON DOOR PRIZES:


**Gladys Sherman, Nancy Pestal, Holly Betz, Wendy McCalley, Glenna Anderson, Julie Little, Margery Mori, Sue Rencken, Jeanette Brooks, Suzette Blake, Barbara Seidel**







## President's Corner - Debbie Myers



### ON BEING A NERD

It will officially be fall by the time you read this. While I might be expected to write about pumpkin spice lattes, trick-or-treating, or the coming holidays, that did not occur to me.

I have spent the last month—in which my upstairs regularly hit 88 degrees and it was too hot to sew—thinking about one thing. Should I use the dark background or the light background on my Prismatic Star Quilt?

To decide, I pinned two pieces of fabric to my “design wall,” the king-size white flannel sheet that I have attached to one wall with push pins. One is a dark fabric with green and black stripes; the other an off white fabric with a black print that resembles postcards. On top, I carefully arranged and pinned the pieces of the stars.

I stepped back, took a few photos, tweaked the design a bit, and there it has remained. I’ve checked “my design wall” in the morning, padding in bare feet on the way to make coffee. I’ve squinted at it at noon and even gazed at it in the dark while brushing my teeth to go to bed.

Strangely enough, this struggle to decide and the tweaking that goes on, is my favorite part of quilting. It's the process that intrigues me, not the finished product.



Definitely the behavior of a NERD, you think? Fortunately, there are people who understand this strange behavior and have even more exotic rituals of their own. I guess that's why I enjoy Member Showcases and Show & Tell at our guild meetings so much.

It's always wonderful and actually overwhelming to see the blockbuster quilts at shows like Long Beach. But, frankly, it's more heart-warming to see the work of our own members and get to know them a bit better through their quilts.

I'm so GLAD to be a member of Surfside Quilters Guild. Thank you all for making me feel a bit less nerdy.

**Many thanks to our talented pianists, Connie Veldkamp and Elizabeth Geer, who provide the lovely music during our gathering time at guild meetings!**



**Membership - Janis Toman**

**September 2022 Guild Meeting**



We had a total attendance of 97 at our September Guild meeting. There were 87 current members, 9 guests and 2 new members (although only one attended the meeting). Total: 179 members.

**Door Prize Winners:**  
**Suzette Blake & Kelly Counsellor**



**SAVE THE DATE:**  
**NEW MEMBER TEA**  
**TUESDAY, OCT. 25, 2022**

*A warm welcome to the almost 40 quilters who have joined Surfside Quilters Guild in the past two years!*

The tea will be held **Tuesday, October 25, 2022 from 10am to 12pm at St. Andrew's By-the-Sea.** Invitations with all the details will be sent to all new members as well as Board Members.

During the past few years, our social gatherings have been limited. So, we are happy to announce the return of the New Member Tea...which will actually be more like Coffee & Quilts, but you get the picture.

## **BLOCK OF THE MONTH**

### **Holly Betz & Judy Kamman**

#### **ROCK THE BLOCK - SECOND BORDER ROW**

If you have any questions please feel free to call either:  
Holly Betz 949-360-9369 or Judy Kamman 949-582-8140





2022-2023

As we continue to ROCK THE BLOCK...

Border number two is SQUARES...

You can make a checkerboard 4 patch and mini 4 patch, seminole, skewed nine patch, or square in a square.

Each border will be 4 1/2" x 20 1/2" unfinished.

There will be four cornerstones measuring 4 1/2 x 4 1/2" unfinished

Now your quilt will measure 28 1/2 x 28 1/2 unfinished.



## Four- Patches

A speedy way to make batches of four patches is to use the strip set technique. Instead of cutting individual squares for your four patch cut light and dark strips WOF 2 ½ inches wide. Sew together the light and dark inch strips using a quarter inch seam along the edge of the strip, press towards the dark side sub cut the strips into pieces 2 ½ inches. Sew together to make your 4 patch.

You will need a total of 24 patches for the checkerboard...five for each side and seven for the top and bottom rows.

To make a mini four patch, two strips will be cut 1 ½ inch light and dark strips and follow the directions given above.

To make the mini 4 patch you will need 2 ½ inch mini squares added to 2 ½ inch solid fabric squares.

## Seminole

Basic Seminole instructions are included. From the book written by..  
Cheryl Greider Bradkin

The strips for your strip set need to measure 4 1/2 inches unfinished. Please cut light and dark strips of a suggested 3 inch, 2 inch, and 3 inch widths. Cut into 2 1/2 inch units and then assemble.

## Skewed Nine Patch

Cut strips each 2 inches and assemble as a traditional nine patch.

A template to make your skewed nine patch is provided to you.

A total of 24 blocks will be required... five on each side and seven on the top and bottom to form your border.



## Square in Square

To make one block cut a center square 3 3/8 inches. Cut two corner squares 3 3/8 inches. Cut the corner squares once on the diagonal. Fold your center square and make creases across the middle in both directions. Place one corner triangle on top aligning the point of the triangle with a crease. Retreat for the opposite side of the square. Press open and then add the other two opposite sides. Press flat and trim to 4 ½ inches.

A total of 24 blocks would be required. Five on each side and seven on the top and bottom to form your borders.

They could be used individually as cornerstones.

***Ed. Note: The Skewed Nine Patch may not be accurate for size when printed. Double check the measurements and re-draw if necessary.***



**Plastic templates for the Skewed Nine Patch in 4 sizes (2.5," 3," 4," 5") are still available for purchase. The templates were originally designed by Kris Kouzelos and are being sold by Lyn Mann.**

## Parliamentarian - Mary Arter

**Surfside members will be asked to vote to approve changes to the Guild's Bylaws at the November 8, 2022 General Meeting. There are two changes proposed:**

### **1—Article VII, Section 6L WORKSHOPS:**

**Currently reads:** Arrange for workshop facilities, collect fees, and supply workshop information to the members.

**Change to:** Collect fees and supply workshop information to the members.

**Reason for the change:** In practice, the Facilities VP is responsible for arranging a workshop facility.

### **2—Article IV, Section 13 EXECUTIVE BOARD & DUTIES:**

**Currently reads:** All Officers are required to submit a budget recommendation to the



Board annually. Copies of the budget shall go to the President, Treasurer, and each Officer's procedure manual.

**Change to:** All Officers are required to submit an annual budget recommendation to the Board. Copies of the budget shall go to the President, Treasurer, and each Officer to be placed in their procedure manual.

**Reason for the change:** Clarifies the language.

## Philanthropy - Linda Chiu & Nancy Pestal

### Philanthropy in October

**Our Next Sew day - Wednesday, Oct. 19**

**At our NEW LOCATION:**

**Gloria Dei Lutheran 33501 Stonehill  
Dana Point**



Please drive all the way around and park at the top of the hill. We will be in Bankson Hall from 10:00 to 2:00. Bring a sewing machine if you would like to sew. We will need help finding backs, making binding, sewing kits for tops and pillowcases and cutting fabric for more kits.

**At our General Meeting in Sept we made \$81 on Fabric Sales.**

**We sold quilt tops for \$60 and \$120 in the Silent Auction.  
Thanks for the donations!**

We had a great turn out at the Pop-Up sale day. We sold yardage, fat quarters, and many bargain bags of fabric. We sold notions, and various supplies and handmade items. The best part was to see and visit with everyone who attended. Our group collected \$380 in sales for the day. Thanks to everyone who attended!

Happy Sewing!

Linda and Nancy

### Philanthropy Quilts for October Silent Auction





69" x 80"



62" x 68"



100" x 107"

## October Philanthropy Parade







## Show & Tell - Angela Miller & Hiroko Moriwaki

### OCTOBER SHOW & TELL

So many wonderful quilts were shown this past month!

We are continuing to encourage you to bring in and share your Autumn, Halloween, Christmas, and Hanukkah quilts. Share your creations to give everyone some inspiration to sew for the upcoming change of seasons. Also, bring in your newly completed projects. We love to see your work!

## Show and Tell - August 2022





**Mary Mulcahey**  
**Fall quilt**



**Mary Mulcahey**  
**Fall Quilt**



**Mary Mulcahey**  
**Fall quilt**



**Charlotte Runyan**  
**Memory-Anniversary Quilt**  
50th Anniversary quilt made by my  
sister and me for our parents in  
1999.





**Kelly Counseller**  
**Sweetheart Baby Quilt**

I won the black & white squares on our bus trip to Long Beach. I didn't want to make a checkerboard, so I whipped up this easy quilt instead.



**Nancy Ota**  
**Grandmother's Flower Garden**

I won this quilt top in a basket at the 2021 November Fest.

It was donated by Cece Bowe. I soaked it in Retro Clean solution for 2 days. It really brightened up but still has a few stains. The batt is thin wool and the hand quilting took a couple of months. The binding was the biggest challenge.



**Sherry Peltier**



**Gail Brunell**  
**Prismatic Star**  
Made from the Cindy Myers workshop.





**Sheri Hill**  
**Just Kinda Matters**

I finished this JDM (Just Doesn't Matter) quilt from last month's Demo. It is one of five quilts I have made with black, white, and red scraps.




**Odette Osantowski**  
**Autumn Star**

Made from the Prismatic Star workshop with Cindy Myers.



**Odette Osantowski**  
**Firefighter Quilt**

Made for my grandson's friend, Caleb Firebaugh, who volunteers for the Burn Institute in San Diego.



**Linda Chiu**  
**California Sunset**

This is the "It Just Doesn't Matter" pattern. Inspired by Sheri Hill.





### **Margaret Arnold** **Postcards from Hawaii**

Inspired by a wonderful quilt seen in a shop in Kona, Hawaii. This is my I Spy version for my two year old granddaughter, Riona, and her parents to have a memory of our fun time together. Vivien Hawker quilted it with a beautiful hibiscus pattern. (See group photo below)



### **Claudia Redfern** **Postcards from Hawaii**

I made my quilt using corner photo splits. As a child I kept a photo album of family travels. No fancy glues way back to keep photos organized in albums.  
(See group photo below)



### **Angela Irish** **Postcard Quilt**

My postcards quilt idea was cards hanging on long strips like Christmas card displays.  
(See group photo)



NOTE: Their interest in Postcard quilts inspired Margaret Arnold and Claudia Redfern to collect and trade Hawaiian fabrics one summer. They cut them into 4x6" pieces to exchange. They discovered Angela Irish also had a collection of tropical fabrics, so she joined the group.






**Jan Hirth**  
**Losing My Marbles**

This quilt was designed by Julie Stockler and appeared in Kaffe Fassett's book, Quilts in Italy. Approx. 115 circles are hand sewn on 290 4" squares of mostly Kaffe fabrics. This quilt will go to her granddaughter, Jasmin (20) at UCSB who recently took up scuba diving. Vivien Hawker quilted it in a water design.



**Patrice Badir**  
**Kawandi Quilt**

While looking for scrap quilt ideas, I discovered the Kawandi quilts of Siddi women. I upcycled a shirt for the back and used my collection of lawn fabrics for the improv piecing for the top. Traditional quilts are made from the outer edges and each block is added by folding over the raw edge securing with big stitch quilting.



**Patrice Badir**  
**Kawandi Quilt**

I had a "silk quilt top" that I purchased at a BCQG rummage sale. I thought I would cut this top



**Diane Collins**  
**Summer Fun**

Each summer my granddaughter comes for the month of July. We always try to get a sewing project



for fabric. No way, after looking at the fabrics I decided to make a full size "Kawandi style quilt" The fabrics were Hawaiian shirts or kimono fabrics. I used 12 wt Aurifil thread for the big stitch quilting.

in. This is the project this summer. It was quilted by Jean Impey.



**Diane Collins**  
**Madison's Pumpkin Patch**

Madison has decorated so many pumpkins each fall to make our restaurants look festive. This is a thank you gift for the hours she has spent adding succulents to pumpkins. It was quilted beautifully by Jean Impey.




**Holly Betz**  
**Jack-O-Lanterns**

This decorates my hall table in October.



**Claudia Redfern**  
**Baby Quilt**

Using large sunflower fabric. Dora Cary was the guest speaker in April, 2022.



**Judy Kamman**  
**Halloween Pillows**



I love making pillows and bags!



**Holly Betz**  
**Fantasy Forest**

I made this pattern for my niece's wedding gift. I cut many similar fabrics to make one of my own.



**Janice Tsuma**  
**Baby Quilt**

I made this baby quilt from fabric I bought at the Long Beach Quilt Show.



**Monica Shafer**  
**Kantha Quilt**

I joined the Allison Glass stitch-a-long class. I used the Entwined collection from Giucy Giuce because of the bright saturated colors and woven texture. I used colors of thread in complementary colors opposite the fabric color on the color wheel.





**Dawn Johnson**  
**Nightmare before Christmas**

This mini is for a Disney Swap. It was paper pieced and machine quilted. So many little pieces!



**Karen Wendel**  
**Hello Birdie**

This was a Pat Sloan Sew Along.  
 Fun to do.



**Karen Wendel**  
**Criss Cross**

This was my first Zoom class. I struggled with color and placement. I finally downsized it and put it together. I like it now.

**Welcome - Mary Harrigan**



It's always such a joy to greet and meet guests and new members at each meeting.

New members in September:  
 Catherine DuCharme and Karen Guthrie  
 Welcome, ladies, and happy quilting!



Mary Harrigan

If you have any questions, the Board and Committee Chairs will be wearing leis at the meetings.



## Sunshine & Shadows - Mary Harrigan



As you heard at our September General Meeting, our dear member and friend, Mary Jayne Bellamy, died last month.

Hopefully, some members were able to attend her funeral services. Here is her daughter's address if you'd like to send a note on her behalf:

27045 Avenida Las Palmas, Unit B, Capistrano Beach 92624.

Our feisty November Fest auctioneer, Lyn Mann, is finishing her last chemo (#18!) and plans on a sushi celebratory meal when that's completed. It was definitely sad to hear that her years-ago cancer had returned but Lyn is determined to beat it again! She is a fighter! Cards can be sent to her at 31641 Rancho Viejo Road, Apt. A107, San Juan Capistrano, 92675.

A new item to report is that our sweet Joann Bishop is recovering nicely from her knee replacement surgery.

And welcome back to Deanne Meidell who had suffered a serious reaction from her Covid medication.

Hoping that all of us enjoy a healthy month free of pain and anxiety. Keep a smile on your face and enjoy lots of finished projects!

## Monthly Mini - Maggie Bell

October's offering is this beautiful beachy blues and tans table runner that measures 57" by 29.5". It was donated by Philanthropy.



A Big "Thank you" to Lynn Tweet for her donation of the sailboats and whales wall hanging won by Joan Provance at





our September meeting.  
\$67.00 was collected in ticket sales.

## PHD - "Projects Happily Done"

PHD, "Projects Happily Done," is an open friendship group meeting the 4th Friday of the month, January thru October each year. We share our projects, ideas and questions. Bring your list of 9 projects and you'll be encouraged, supported, and enticed into finishing one project a month. Call Sheri Hill for more information.

**Thank you!**

Editor's Note: My warmest thanks to Sharon Whelan who proofreads the newsletter each month. In a COVID fog last month, I spelled my own name wrong! I appreciate her time and effort!

## Let's Get to Know - Susie Russell

### LET'S GET TO KNOW....

#### LISHA SANTE

Lisha joined the world of retirees 5 years ago after a wonderful career working for Orange Unified Schools in the adult transition program. Retirement has given her more freedom and time to enjoy with her grandchildren and quilting!

Sewing and other hand crafts have been a constant in her life. But Lisha also enjoys beading, crocheting, and knitting. She has recently noticed that her 3 year old grandson seems fascinated with any hand project she seems to be doing. Perhaps a future member??



Lisha describes having grown up in a "house of perfection" where her mother created beautiful hand sewn clothing. Lisha adopted that perfection but has recently decided to "learn" to let go of the perfection for a more relaxed style. Her role model currently is Laura Heine. Lisha

met Laura Heine at Road to California and felt an instant connection to her style as well as Laura's personality. The bond was cemented when Lisha was able to attend a retreat in Montana that Laura was doing. Since then Lisha has done several of Laura's retreats and also has attended multiple Empty Spools retreats.

Having grown up in Anaheim Lisha was familiar with the hazards California occasionally experiences. But it wasn't until the Modjeska fire burned to her front door that she had experienced anything like that herself. The house was spared. She and her husband are loving their home and feel blessed to be living down the street from one of her children.

Please look for Lisha at the meetings. She is a kind, vivacious gal!

### **FREE TO A GOOD HOME: LARGE WOODEN QUILTING FRAME**

With the move to Gloria Dei Lutheran Church, Surfside Quilters Guild is losing its storage area at the Presbyterian Church. An army of volunteers sorted, winnowed, and packed up the remaining fabric and supplies which will be moved to **Nancy Ota's** garage. Thank you, Nancy!

As we are down-sizing, our large heavy wooden quilting frame for hand-quilting is available. Email **Debbie Myers** at [strong2legs@outlook.com](mailto:strong2legs@outlook.com) if you'd like it.



### **South Bay Quilters Guild Opportunity Quilt**



The South Bay Quilters Opportunity Quilt will be displayed at our Surfside Meeting in October. Tickets will be available to purchase.

## **OCTOBER BIRTHDAYS**

**Sandy Hooper – 3**  
**Barbara McFarland – 4**  
**Chris Huben – 5**  
**Denise Riley – 7**  
**Annette Leinen – 8**  
**Sue Farmer-Quinn – 11**  
**Diana Jacobs – 11**

Lenora Wills – 12  
 Charlotte Runyan – 15  
 Mary Freedman – 19  
 Linda Ambrosini – 24  
 Sue Troise – 24  
 Vickie Janis – 26  
 Rose Ann Kelly – 28  
 Tania Owens – 28  
 Nancy Myers – 30  
 Sharon Whelan – 31



## OUT AND ABOUT IN THE QUILTING WORLD



### **Pacific International Quilt Show October 13-16, Santa Clara, CA**

Our own **Nancy Ota's** quilt was used as the background of this show promotion.

Nancy got a blue ribbon for Use of Color at the 2021 show.

### **Harvest of Colors Quilt Show Saturday, Sept. 24 10am - 5pm Sunday, Sept. 25 10am - 4pm**

Tickets: \$12 Weekend Pass at Door  
 \$10 Early Bird until Aug. 30  
 Warren Hall, Earl Warren Showgrounds, Santa Barbara

### **Big Bear Lake Quilt Show October 14 & 15 The Lodge at Big Bear Lake**

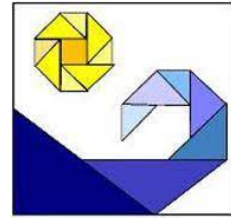
See website for times and details:

<https://www.bigbearlakequiltersguild.com>

## **Quilters By the Sea Workshops 2022**



The Quilters By the Sea Quilt Guild has invited our guild to attend any of their 2022 workshops for the its member price of \$35.



**Saturday, October 15**

**Lauretta Crites - WHICH WITCHES BOOT**

We will be using this delightful Crab-Apple Hill pattern designed for crayon tinting but making it much more vibrant by "coloring" the fabric with colored pencils. Learn how to transfer designs, stabilize the fabric and use colored pencils and permanently seal them into the fabric to make this fun Halloween wall quilt.

**We will work on the center "colored" section only in class.**

The pattern includes instructions for the pieced borders to be done at home. This witch's boot is filled with candies, jack-o-lanterns and fun, funky flowers!

**Note: Not included in workshop - the nine patch pieced borders.**

**Workshop fee: \$35 members and non-members.**

*Editor's Note: No info given regarding time or place of workshop.*

Register online at [quiltersbythesea.com](http://quiltersbythesea.com)

## Road to California Quilt Show



**ROAD TO CALIFORNIA 2023 -  
CONTEST RULES & ENTRY FORM  
NOW AVAILABLE**

Judges this year are: **David Taylor** (who visited Surfside Quilters Guild in September 2021), **Gloria Loughman** and **Pat Yamin**.

Prizes range from \$500 for third place in a particular category up to \$10,000 for Best of Show.

You can now submit your quilt entries for Road to California 2023. Road is the perfect place to enter a quilt whether novice or expert. Not all quilts are accepted but you never know until you try. The three judge panel provides comments to accepted entrants. These comments are constructive and allow you to improve your workmanship and/or design skills.

## Treasurer's Report - Jeanette Brooks

**Surfside Quilters Guild Income Statement**  
**August 1 through August 31, 2022**

|  |           |                  |
|--|-----------|------------------|
| <b>Beginning Balance -August 1, 2022</b>     | <b>\$</b> | <b>78,947.39</b> |
| <u><b>Income</b></u>                         |           |                  |
| - Amazon Smile                               |           | -                |
| - Sponsors                                   |           | 100.00           |
| - Monthly Mini                               |           | 175.00           |
| - Guests                                     |           | 30.00            |
| - Membership- Guests                         |           | 160.00           |
| - Bus Trip Fees                              |           | 2,657.00         |
| - Philanthropy Fabric Sales                  |           | 98.00            |
| - Philanthropy Donations                     |           | -                |
| - Retreat Fees                               |           | -                |
| -Magazine Sales                              |           | 14.50            |
| - Workshop Raffle                            |           | 20.00            |
| - Workshop/ Sewcials                         |           | -                |
| - Workshop/ Patterns                         |           | -                |
| <b>Total Income</b>                          | <b>\$</b> | <b>3,254.50</b>  |
| <u><b>Expenses</b></u>                       |           |                  |
| - Chase Bank Stop Pmt Auto Renewal Fee       |           | 4.00             |
| - Membership Expenses - Directory            |           | -                |
| - Speaker Fee                                |           | 150.00           |
| - Speaker Expenses                           |           | 49.39            |
| - Bus Trip Expenses                          |           | 147.26           |
| - Registry of Charitable Trust               |           | 25.00            |
| - Global Quilt Connection                    |           | 100.00           |
| - Philanthropy - Facilities Rental / Storage |           | 200.00           |
| - Philanthropy Supplies                      |           | 410.16           |
| - Philanthropy Donation Supplies             |           | 92.76            |
| - Post Office Box Rental Fee                 |           | 166.00           |
| - President Expenses                         |           | -                |
| -Past President Quilt/Present                |           | 239.90           |
| - Treasurer                                  |           | -                |
| - Hospitality Snacks Supplies                |           | 65.00            |
| - Facilities - Rent                          |           | 250.00           |
| - Retreat                                    |           | -                |
| - SCCQG Insurance                            |           | 25.00            |
| - Website Domain                             |           | -                |
| - Workshop Fee                               |           | 38.23            |
| <b>Total Expenses</b>                        | <b>\$</b> | <b>1,962.70</b>  |
| <b>Income Less Expenses</b>                  | <b>\$</b> | <b>1,291.80</b>  |
| <b>Ending Balance - August 31, 2022</b>      |           | <b>80,239.19</b> |

## **2022-2023 Guild Officers and Committees**

### **EXECUTIVE BOARD:**

President - Debbie Myers  
 1st VP Programs - Mary Mulcahey  
 2nd VP Membership - Janis Toman  
 3rd VP Facilities - Charlotte Runyan  
 Secretary - Vivien Hawker  
 Treasurer - Jeanette Brooks  
 Parliamentarian - Mary Arter

### **STANDING COMMITTEES:**

Block of the Month - Judy Kamman, Holly Betz  
 Hospitality - Jaine Culbertson, Carol Gobrogge, Kelly Counseller  
 Monthly Mini - Maggie Bell  
 Newsletter Editor - Deanne Meidell



Newsletter Proofing - Sharon Whelan  
 November Fest  
 Philanthropy - Linda Chiu, Nancy Pestal  
 Publicity/Sponsors - Sharon Whelan  
 SCCQG Representative - Joann Bishop  
 Show & Tell - Angela Miller, Hiroko Moriwaki  
 Sunshine & Shadows - Mary Harrigan  
 Volunteer Coordinator - Pam Hadfield  
 Welcoming/Friendship - Mary Harrigan  
 Workshops - Mary Arter

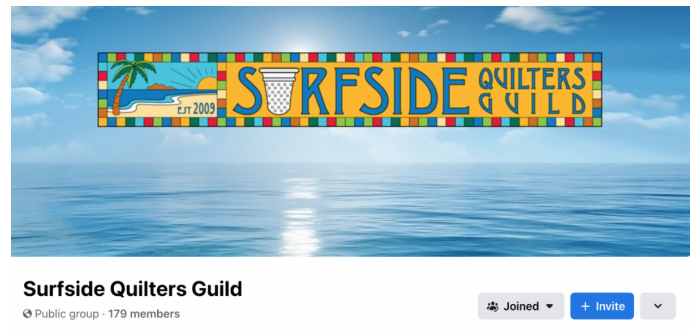
### **SPECIAL COMMITTEES:**

Bus Trips - Elizabeth Geer, Deanna Garcia  
 Compliance Officer -  
 IT Maintenance - Sandy Scott  
 Let's Get to Know - Susie Russell  
 Magazine Recycling - Laura Miller  
 Photography - Del Thomas  
 Retreat - Michelle Howe  
 Web Mailing - Michelle Howe

*The Surfside Quilters Guild, a 501(c)(3) corporation was established March 2009 to promote quilting and fiber arts in the South Orange County area. The Guild offers the opportunity to share experiences with other quilters in an atmosphere of fellowship as well as to enhance the knowledge and skills of its membership. Newsletters are distributed via the internet. Meetings are the second Tuesday of the Month. Dues are \$40 annually for the membership year from May 1st through April 30th. Guests are always welcome for a donation of \$5. Membership and Volunteer forms are available on our website.*

## **Publicity and Sponsors - Sharon Whelan**

**Find current information about Guild activities on Facebook and The Patch.**



**Thank you**

Boutique Beachfront  
Handmade Creations

Janet Smith

(949) 610-5398  
janetsmith23@att.net  
www.BoutiqueBeachfront.etsy.com



*Stitch 'n Thyme*  
Longarm quilting service

Karen Wendel  
(949) 201-0465  
KLWendel@Outlook.com




JUDY NUNN  
GRAMMY'S QUILTS  
(PRECUTS, NOTIONS & FABRIC)

23426 Villena, Mission Viejo. 92692  
call/text: 949.233.5640  
email: grammynunn@gmail.com



OUTLAW QUILTING  
Longarm Quilting Services



Vivien Hawker  
949-375-1037  
outlawquilting@gmail.com

*Moore's*  
Sewing Machines • Ceiling Fans • Vacuums  
Specialists in Sales & Service  
A Fourth Generation Family Business

MISSION VIEJO • 25390 Marguerite Pkwy. • (949) 580-2520  
HUNTINGTON BEACH • 15041 Goldenwest St. • (714) 899-3222  
CORONA • 591 N. McKinley St., Suite 106 • (951) 736-5457  
BREA • 2315 E. Imperial Hwy., Suite B • (714) 279-6830  
TEMECULA • 26490 Ynez Road, Suites F & G • (951) 297-3796  
OUTLET CENTER • 22532 Avenida Empresa, RSM • (949) 829-9459

www.moores-sew.com



 **Orange Quilt Bee**

Pebble Gilb & Lisa Wiltse, Owners

714-639-3245  
628 E. Katella Ave., Orange, CA 92867  
www.orangequiltbee.com  
email: oqbshop@orangequiltbee.com  
Hours: Mon-Thu: 10-8, Fri-Sat: 10-5, Sun: 12-4



Sew Treasured  
Quilt Shop

26855 Jefferson Ave  
Suite D  
Murrieta, CA 92562  
(951) 304-9787  
sewtreasuredquiltshop.com

**BERNINA**  
made to create

*Mel's Sewing & Fabric Center*  
FOR THE LOVE OF SEWING

ANAHEIM  
1189 N. Euclid St.  
92801  
714.774.3460

TUSTIN  
600 E. First St.  
92780  
714.669.0583

Family Owned & Operated Since 1956  
Sales & Repair  
Authorized BERNINA & Baby Lock Dealer

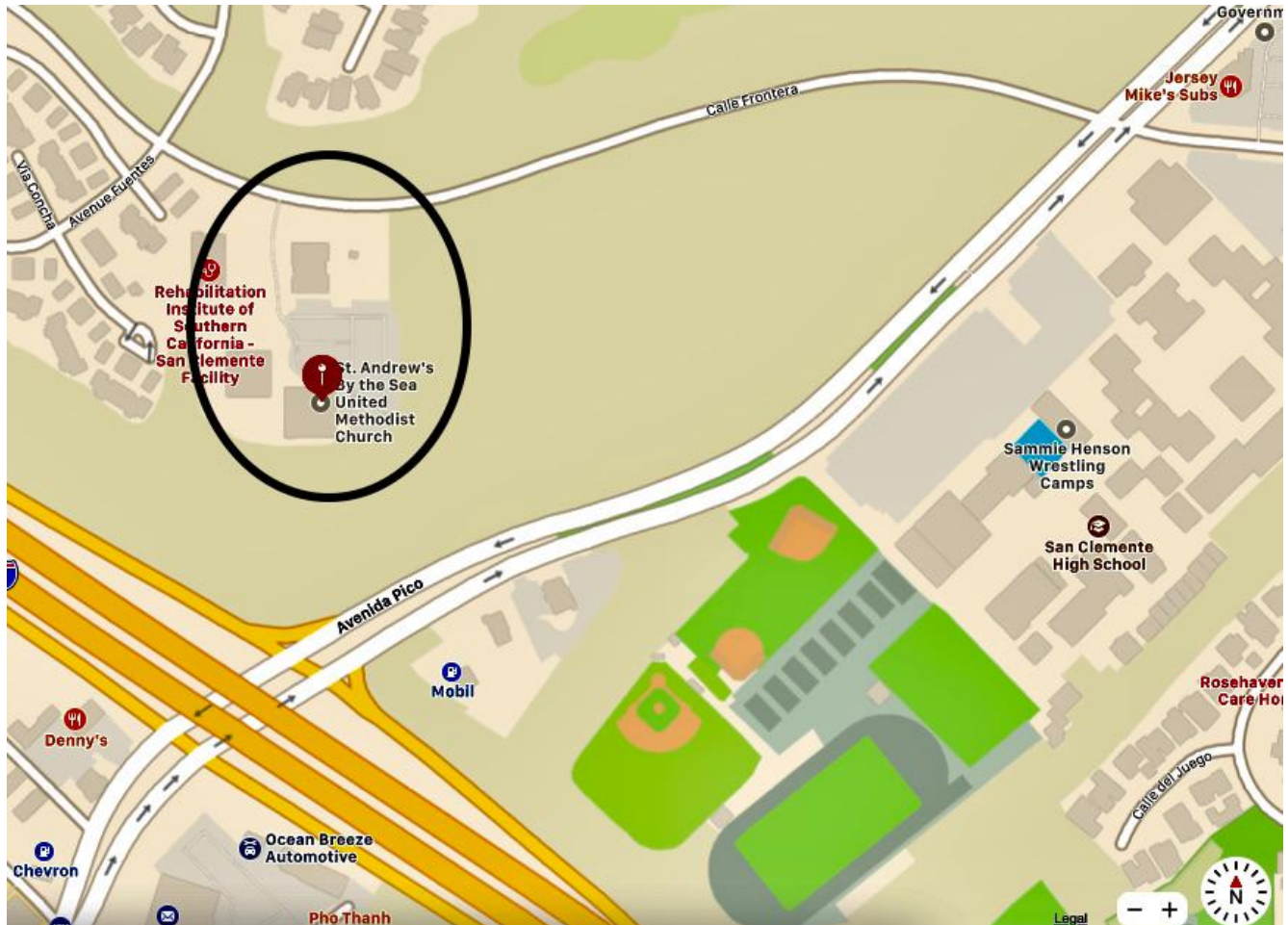
Quilting, Embroidery and Sergers Machines  
100% Cotton Fabric, Notions and Accessories

Surfside Guild Members receive a 10% discount - mention the guild at checkout!  
Our classes and clubs can be found online at [www.melssewing.com](http://www.melssewing.com) or  
contact us at [info@melssewing.com](mailto:info@melssewing.com).



## Support Surfside Quilters Guild by using the link below to shop Amazon:

[Shop Amazon](#)



Meeting location: **St. Andrew's by the Sea UMC**, 2001 Calle Frontera, San Clemente. Map above.

Exit I-5 at Pico, go north, turn left on Calle Frontera, travel up the hill, turn left at the first driveway to reach the church parking lot. Meeting is in the building labeled "Office" at the back of the lot.



### Surfside Quilters Guild

Guild meetings are held the second Tuesday of each month. Visit [Surfside Quilters Guild](#) for more information.





Surfside Quilters Guild | PO Box 3295, San Clemente, CA 92674

[Unsubscribe {recipient's email}.](#)

[Update Profile](#) | [Constant Contact Data Notice](#)

Sent by deannem@cox.net powered by



Try email marketing for free today!