



Volume 15 - No. 2
Editor: Deanne Meidell



Guild Meeting
Tuesday, June 13

Speaker: Lyn Brown
"Oops! I Made a Beautiful Quilt!"

10:00 am-12:00 pm

9:30 am: Welcome & Check In

St. Andrew's By-The-Sea United Methodist Church
2001 Calle Frontera, San Clemente

Programs - Jeanette Brooks

Lyn Brown is a quilting teacher, author, and designer from Southern CA who loves to share the world of quilting with others. She will be presenting "***Oops! I made a Beautiful Quilt!***" at our June 13th meeting. Lyn will tell us NOT to set that quilt aside just because we made a mistake! Lyn shows her errors and how she overcame these errors! She brings a load of real quilts to each trunk show and will be presenting something informative for all guild members.



Mary Mulcahey - Guild President
"A Little Madness From Mary"



I hope you are all looking forward to the next year as much as I am. That being said, I'm bailing on you for the June meeting – going on the retreat. Not to worry, you'll be in good hands with Jeanette. I'm sorry that I will be missing Lyn Brown, particularly her topic: "Oops! I Made a Beautiful Quilt." We all know there is no such thing as a mistake – only design decisions. After all, we are quilters. Speaking of which, has anyone ever said to you, (after you respond with "I make quilts" to the question "What do you do?") "Oh, what a nice hobby". A nice hobby? Really? Does a

"nice hobby" make you, at great peril to your sanity and finances, go to quilt stores to rescue that fabric that is trapped there waiting for someone to bring it home to be loved and cherished and petted? No, no, a thousand times NO! We are professionals! We are fabricologists! And what, might you ask, is a fabricologist? A fabricologist is 1. *One who has perfected the art of stashing fabric.* 2. *An expert accumulator of cloth intended for future use.* So now the next time someone suggests that quilting is just a hobby you can proudly tell them that you are a fabricologist. That's my story and I'm sticking to it. See you all in July.

Workshops - Mary Arter & Monica Shafer

Wednesday, June 14
Lyn Brown

Tall Ship Pilgrim
(Or a Halloween Pirate or
Ghost Ship)

9:30 AM to 3:30 PM
Gloria Dei Lutheran Church
(Dana Point)



Description: Join us for an exhilarating day on the high seas! The Tall Ship Pilgrim block is suitable for a Baltimore Album quilt, but this one has a secret...

It is all fused! Learn great techniques for this quilt method of appliqué. Lyn will teach her favorite tricks for keeping a hand appliqué look to your fused blocks along with some wonderful info on how to control your machine around those curves and points. And that border! Wait til you see how easy it is! Have some fun and make it into a pirate ship or ghost ship by changing up the sails and flag. The finished quilt is 33" square.

Pattern: Included with the workshop

Supply List: Pick up a copy of the supply list when you register.

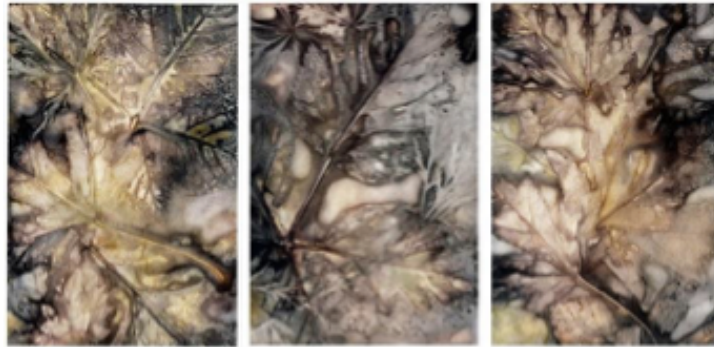
Cost: The cost of the workshop is \$25. Please make checks payable to Surfside Quilters Guild.

July Workshop Shelley Swanland

Plant Impressions: Leaf Prints on Paper and Fabric

Wednesday, July 12

9:30 AM to 3:30 PM, Gloria Dei Lutheran Church (Dana Point)



Description:

Plant Impressions are prints of leaves on fabric or paper. The leaves are layered with the paper and fabric, bound and boiled. The images left behind are created by the tannins and dyes in the leaves. It is a fun process that produces unexpected prints that can be used in a variety of ways. In this workshop we will make a batch of leaf prints. The process will be explained and the students will lay out leaves on pieces of fabric and paper.

During the lunch break the batches will be boiled. After lunch we will unveil our treasures. The students will experience the entire process. Each student will take home a small batch of prints.

Pattern: No pattern required for the workshop, but Shelley has a separate pattern available for \$5.

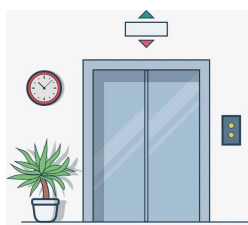
Supply List: Pick up a copy of the supply list when you register. Shelley will provide all the necessary equipment, paper, and fabric and most of the leaves.

Cost: The cost of the workshop is \$25. Please make checks payable to Surfside Quilters Guild.



To sign up for any workshop, email Mary Arter at mearter@gmail.com then send her a check. Please make checks payable to Surfside Quilters Guild (no abbreviations). For more information, contact Mary.

May Workshop Raffle Winner: Jeanette Brooks



ELEVATOR AT GLORIA DEI CHURCH

If you park at the lower end of the parking lot, walk through the garden maze. On the other side, below the old sanctuary, is an elevator. It will take you (and your fabric and sewing machine) upstairs just outside the Bankson Hall where Workshops and Philanthropy are held.

Philanthropy - Linda Chiu & Nancy Pestal



WE want to say **Thank YOU** to everyone who has participated in Philanthropy this year! We are thrilled to have such generous support for our Guild, and appreciate the help with sewing, cutting, quilting, binding, sorting, delivering, and donating your time to make this SEW successful.

Fabric sales in May: \$60

Total Donations for Guild year 2022-2023:

**Quilts: 425 Donated to the Community
22+ in Inventory on May 1**

**Pillowcases:
405 have been donated this year!
37+ in Inventory on May 1**

**Stockings in December
175 + Given out to Meals on Wheels and Shelters**

YOU are invited to participate in Philanthropy. Our group is for everyone who would like to work on quilts for the community. We meet on the 3rd Wednesday of each month at Gloria Dei Lutheran Church in Dana Point.

June 21 is our next sew day, from 9:30 to around 1:30. Please stop by for any part of the day that you can, bring a sewing machine to do some sewing, help sort fabric, find backs for finished tops, or just stop in to see what we do there.

If you haven't been there yet, stop by. It's a great venue... if you need extra lighting when you sew, it would be a good idea to bring a small light.



We will need:


Kids' Quilts for the Ronald McDonald House at CHOC.

Teen Quilts for the Foster/Youth Shelters

Patriotic Quilts (adult) for the Marine event in December.

Lap sized Quilts for the Meals on Wheels programs, thinking about next Fall.

Also, please let us know if you have ideas about any other group in the community who might be interested in donated quilts.



We are still searching for a room with storage! We love the large room at Gloria Dei, but we have no storage space there. That means we need to go to the storage place, load our vehicles, drive to the venue, unload the vehicles, after the meeting reload the vehicles, and take everything back to the storage. Whew !! It would be so nice to have a venue with some storage....so we are searching. Please think about us when you are out in the community. We know that together we will find a great place!

Fun at the Sewcial and Boutique Sew Day in May



Sherri Peltier demonstrated making a pillow for the November Fest Boutique. Snacks and socializing were enjoyed by the group.



Debbie Myers & Sherri Peltier
Pillows for November Fest



Our thanks to Mary Arter for organizing the fun day.

Fourth of July at the Beach A BIG THANK YOU!



From Debbie...

Most mornings I walk, mostly at the beach. San Clemente has a wonderful decomposed granite trail from North Beach to the pier and beyond. Carlsbad has an elevated beach walk as well as a lower more protected sidewalk—good when it's super windy. Oceanside offers constant entertainment around the pier and if you're not careful—a "bath" from the waves breaking against the seawall when it's high tide.

Fourth of July at any beach is my favorite for people watching. There are bike parades with crazies of all ages riding decorated cycles of all sorts. Volleyball, surfing, skating, and eating, lots of eating, of course. There is a strong fragrance of beach fires mixed with the scent of grilling hot dogs and hamburgers. In the "good old days," there were fireworks and sparklers.

Your exuberant creation in quilt blocks and appliqué of my favorite day at the beach is truly wonderful. Beach umbrellas, patriotic t-shirts, kites, melting ice cream cones, a new swimming suit for my old body, a flag to wave—it's all there and more! What a fantastic gift! **Many, many thanks for the treasure you have given me.**

Now, if you'll excuse me, I need to go dump the sand out of my shoes...

Debbie Myers
Past Prez #14

Membership Kelly Counseller & Carol Gobrogge



May Guild Meeting

For our Guild meeting on May 9, 2023, we had 83 members present. We also welcomed five new members to Surfside along with two guests for a total of 90 quilters in attendance. Our guild membership is currently 191.

The lucky door prize winners were Suzy Hickey and Sherry Smith.

Bus Trip to Long Beach Quilt Festival Elizabeth Geer & Deanna Garcia



INTERNATIONAL QUILT FESTIVAL Friday, July 7, 2023 BUS TRIP TO LONG BEACH

Sign up now for our next bus trip to the Long Beach Show in July. We are going on Friday, July 7th, and we have about 20 seats still available. The cost will again be \$50 for the bus, a show ticket, a program, a goodie bag, and lots of fun and prizes on the return trip. Deanna Garcia will be taking your checks and registration forms at the June 13th meeting. Look for her at the "Bus Trip" table.

Full payment saves your place, so you can mail your check directly to Deanna at 28255 Zarza, Mission Viejo 92692. Contact Elizabeth Geer at 949-581-3181 for more information or send an email to elizamusic@aol.com, and she will send you a registration form.

We have already collected a few prizes for the bus trip, and we're going to have lots of fun as usual. We need someone to volunteer to make the "bus mini" as one of the prizes.

<https://www.quilts.com/quilt-festival/quilt-festival-long-beach>

From the Editor: Did you know when you see this color in the newsletter, you can click on it and go right to the document, email, or website?

November Fest - Susan Ritschel



November Fest Update – Susan Ritschel

I hope you're all getting excited about November Fest!! Thank you to everyone who has already signed up to donate a quilt for the auction, an opportunity basket for the raffle, or items for the boutique! We are making very good progress but will need to continue collecting items each month to make this our most successful event yet.



Raffle basket themes already taken include: Tea Time, Dogs!, The Wool Basket, Dessert Time, Wine Time, Thread Basket, and a Kaffe Basket (donations of ¼ yd. and up of Kaffe fabrics gladly accepted for this). We are also collecting gift cards for our Shop Til You Drop basket that you may turn in at any of our upcoming meetings. So many fun basket themes are still available so please sign up for one! For any specific questions, please contact our Basket Chair Elizabeth Geer at elizamusic@aol.com or come visit the November Fest table at the next Guild meeting.

We've had several beautiful quilts already donated for the quilt auction and know we can reach our goal of at least 25 quilts donated with all of your help! We could really use a few Christmas/holiday themed quilts if you've been looking for inspiration or ideas. For questions, or to sign up to donate please contact Vickie at 2010vickie@gmail.com, or Nancy at nancynorthrup5@gmail.com We will also continue to have a sign-up sheet at the November Fest table at each meeting.

AND.....we are thrilled to announce that auctioneer extraordinaire Lyn Mann has agreed to run our auction again this year and we are so excited!!!

Thanks so much for everyone's help so far and I hope you have November 14 on your calendar!

November Fest Boutique Sherri Peltier, Chair



On **June 21**, Deanne Meidell and Holly Betz will take over our work day. Deanne will demonstrate using fabric and Mod Podge to cover flower pots.



Holly will demonstrate covering glass plates with a similar technique. I'm very excited about this. It's something I have always wanted to do. More info to follow as time gets closer.

At our **July 19** work day, Julie Kemmerer, one of our newest members will present workshop ideas for Christmas ornaments and stocking stuffers. Surfside is so lucky, as am I, as she is helping me immensely with the Boutique.

On **August 16**, Elizabeth Geer will lead our workshop with great ideas to make for our pets: toys, leashes, scarves, etc. which were great sellers at our last Boutique.

At Guild meetings, see Julie or Sherri at the November Fest table. We will pass out any patterns or kits we have available and take any suggestions you have for us.

You can also turn in anything you have made. Each month I will have a small Show and Tell with items turned in.

Boutique Projects for November Fest



Placemat and table runner instructions on our SQG website:

<https://www.surfsidequiltersguild.org/quilting-resources.html>

Block of the Month Quilts 2022-2023

From Holly & Judy.....We can't name everyone because some of their smiling faces were hidden behind their quilts.

Thank you for participating!







Sue Quinn: Winner of the \$100 donated by Del Thomas.



BLOCK OF THE MONTH - Mary Arter

2023-2024 Block of the Month Basket Collection

Join us and make a collection of baskets designed by Sandi Walton of Piecemeal Quilts. The nine blocks (each is 10" square finished) are pieced, then combined with sashing and borders for a completed

lap-size quilt (about 42 in. square). If you don't want to make the entire quilt, make just a few blocks for a cute table runner. You can combine four blocks for a 20-inch pillow top or make a single block for a small pillow or a mini quilt suitable for hanging. The finished quilt would also make a great donation to Philanthropy. Choose your own adventure with your fabric choices: traditional prints, modern bright colors, red/green for a Christmas theme, red/white/blue for a patriotic quilt, or make it totally scrappy.



The Blocks: Every month from June through March (except November), directions for a new basket block will be published in the Guild newsletter and on the website, and it will be available as a hard copy at the Guild meeting. Also in March, I will have directions for sashing, cornerstones, and border. Use the month of April to get caught up and to quilt and bind your project. In May, bring your quilt top (doesn't need to be quilted), table runner, pillow, or whatever to the guild meeting to show and for a chance to win a prize.

Fabric Requirements: To make the complete quilt, using the colors in Sandi's directions, you will need:

- 1 yard background fabric
- 1 fat quarter EACH of blue, yellow, green, pink, and red fabrics
- Small quantities of light pink, dark pink, light blue, and dark blue (these are used in only one or two blocks)
- 1 yard sashing/border fabric (I used the same as my block background fabric)
- 1 fat quarter for cornerstones

Family Block of the Month: Baskets**Block 2**

10" finished block

Cutting:**Background:**

Cut (5) 3" squares.

Cut (5) 4" squares.

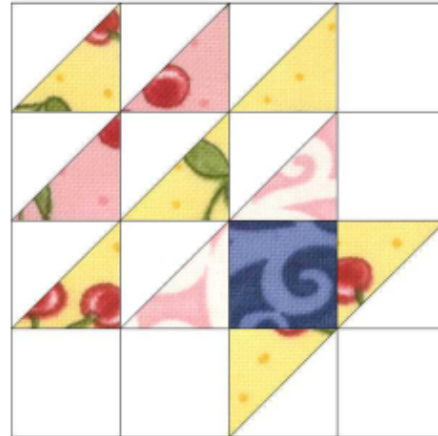
Basket:

Cut (1) 3" square (blue).

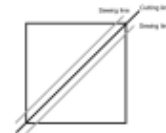
Cut (3) 4" squares (yellow).

Cut (1) 4" square (light pink).

Cut (1) 4" square (dark pink).

**Sewing:**

Draw a diagonal line on the back of each 4" background square, then draw a line 1/4" to each side. These are the sewing lines. Pair each background square with a colored 4" square. With right sides together, sew along the two outer line, then cut along the center line. Press to the dark to form (10) half square triangle units. Trim to 3" square.

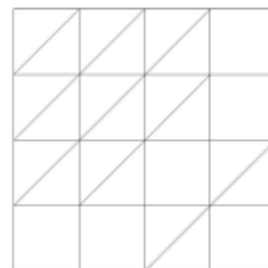
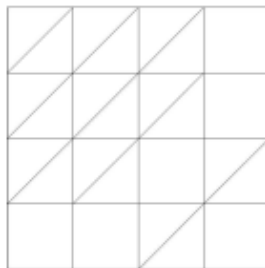
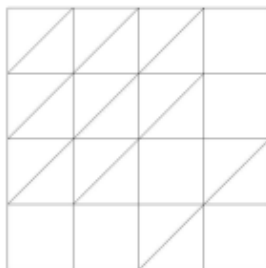
**Basket Assembly:**

Lay out the half square triangle units, 3" background squares, and colored square to match the diagram. Except for the two base triangles, the background will be at the top left for each half square triangle unit.

Sew the squares together to form rows. Normally you would press alternating rows in opposite directions (top row to the right, second row to the left, third row to the right, fourth row to the left). This will make lining up the intersections easier when you put the rows together. You might also want to try pressing the seams open instead.

Tip:

When assembling rows where seam intersections are important, try nesting the seam allowances, one to each side, then pinning just to either side of each intersection. If you've pressed the seams open, look to make sure the seams line up and then pin.



Used with permission: Copyright: This is pretty common sense stuff. Do not mass produce and sell quilts made from my patterns. Print a free pattern in its entirety as many times as you like and share it with your friends or guild. Use it to make quilts for gifts, fundraisers, competition, donation, or to make and sell singly. I'd love it if you send me an email if you're using it for something special, but you don't have to. Do not reproduce my instructions in whole or in part and sell them. For purchased patterns, the only additional restriction is that you cannot share the pattern without prior written consent. Please ask – I am open to

sharing them depending on the request. It comes down to this: If the way you wish to use it could prevent me from selling a pattern, don't do it without asking me.

Piecemeal Quilts (Baskets BOM)

Hospitality - Jaine Culbertson



Mary Harrigan was the winner of the Hospitality Door Prize at the May Guild meeting.

Mary was also the maker of the "Surprise Potato Chip Cookies" at the meeting. There were requests for the recipe. Click on "Cookie Recipe" for another yummy Mary Harrigan treat!

Cookie Recipe

Members are invited to bring goodies for their birthday month.

2023 Surfside Challenge - Jan Hirth



"How Sweet It Is"

Wow! With a month until challenge entries are due, the word is out that it's been fun coming up with a sweet entry. Remember that a quilt only needs to be 48" around. If that sounds big think of it this way: a 12" x 12" block equals 48". And what is it good for? Putting it under a plant or under a flower vase, or just a spark of color on your wall makes it useful. The maximum size is 144" which makes a great table runner, child's quilt, or lap quilt. There are only 2 kits left so if you haven't bought yours yet, get one at the June meeting and be ready to turn in your entry at the July 11th meeting.

The Rules

Challenge entries can be a wall-sized quilt, garment, or decorative item. The perimeter of a quilt entry **MUST** measure at least 48" but may not exceed 144." You must use the equivalent of a 4x4 inch piece of one challenge fabric of your choice and a 2x2 inch piece of each of the remaining challenge fabrics, visible on the front of your entry excluding the binding.

You may add as many other fabrics and/or embellishments to your entry as you wish. The "Sweet" charm included in the kit must be sewn on the front of your entry. Original designs are not a requirement.

All entries must have a label on the back: Title of the Entry and Name of the Maker.

Sleeves are not required as quilts will be pinned for display. Submission of the challenge entry gives permission for the entry to be photographed and for that photograph to be included in the newsletter and/or other medium.

Ribbons will be awarded for such categories as:

Best Interpretation of the Theme - Best Original Design
Best Use of a Traditional block - Best Non-quilt Entry
Best Use of Challenge Fabrics - Best Use of Embellishments
Best Hand Applique - Best Machine Applique
Best Hand Quilting - Best Machine Quilting by entrant
Most Humorous - Hoffman's Choice - Viewers' Choice

The Deadline

All challenge entries will be due by the July 11, 2023 meeting.

Judging and Awards

All entries will be judged prior to the August 8 meeting for special awards. Entries will also be judged for a Viewers' Choice award of \$100 at the August meeting.

Questions:

Jan Hirth: (949) 363-0533 or email Janhirth@cox.net

Monthly Mini - Katy Lillie



Sharon Scholfield won our May Monthly Mini. It was made by Chris Huben and raised \$72 for our guild. Thank you to those who bought tickets this month.

June Monthly Mini

Our June Monthly Mini is sure to send the June Gloom away. Two blue and yellow flowers will brighten any room! Made by Margery Mori, it is very pretty. Come by and buy some tickets to support our guild.



Show & Tell - Angela Miller & Hiroko Moriwaki

June traditionally means graduations and weddings, and we send our good wishes for the wonderful futures of graduates and newlyweds, all with so many possibilities ahead! Congratulations if you have family and friends joining this special group. Some of you have made quilts to send on or have received quilts for these special occasions. We'd love to see them! As always, bring your recently completed projects. You are the ones that make Show & Tell fun because every quilt has a story.

Show and Tell - May



Mary Arter
Only One

This is Dora Cary's "Only One" pattern...her version of Stack & Whack. I stacked 4 panels, cut them into quarter-square triangles, sewed the matching triangles



Mary Arter
Panel used for "Only One."

together into square blocks, then arranged the blocks. Machine quilted by me.



Mary Arter
Just Hatched

This mini quilt was made for the Cherrywood Fabrics Challenge. The theme is Monarch. The background is English paper pieced, the butterfly and chrysalis are fusible machine appliqué, and the branch is Korean saeksilnubi plus acrylic paint on fabric. This is my first time using the stitch regulator on my new Bernina sewing machine for free motion quilting.



Sheri Hill

I bought this pattern 10 years ago. The picture showed a white background. Then I saw it done on Shabby Fabrics with a black background. It is for my daughter's birthday.



Deanne Meidell
Friendship Group Block Exchange

The theme was Garden Party. This is the same block exchange as Holly's. This friendship group has been together for 35 years.



Holly Betz
Memory Maker's Garden Party

Twelve of us did a garden block exchange. I added lots of appliquéd blocks to make it larger.




Jan Kemp Round Robin Quilt

This quilt is about 20 years old. It was an exchange in the "Around the Block" Friendship group. The idea was to make something new. I chose EPP blocks made in pastel colors. The group still meets for lunch occasionally.




Jan Kemp Bee Happy

About 5 years ago I took up EPP again. This is the honey comb pattern. It is my 4th EPP quilt. I like to do the stitching on it at night when watching Netflix. The quilting was done by Karen Wendel in a spiral pattern. Below is the label.



Karen Hanway Baby Quilts for Twins

I bought this jelly roll at the Pop-Up Quilt Shop. Then I was told I will be a grandma of identical twin girls this summer. Yay! Finally some girls after having 3 sons. (back of the quilts pictured on right.)





Charlotte Runyan
Windmill

Machine pieced and quilted by me. I used up some of my 5 inch squares and practiced machine quilting.



Charlotte Runyan
Blue Baby Quilt

Machine pieced and quilted by me. A friend asked me to make this quilt for a friend of hers.



Charlotte Runyan
Petal Pusher

Machine pieced and quilted by me. I bought this kit on the Hoffman Tour 3 years ago and decided to put it together last month.



Charlotte Runyan

This quilt was made by my friend, Vicki Vannatta, and was quilted by Vivien Hawker.



Dawn Johnson
Shy Sunflower

I loved our February speaker, Jane Haworth, and bought her kit. It was a fun new technique and I loved putting it together.



Katy Lillie
Red Hat Ladies

I bought the kit in 2007. The pattern is by Starry Night Hollow, which I modified. Quilted by Karen Wendel who did an awesome job!



Laura Miller
Pineapple
A completed UFO.



Laura Miller
Irish Snail
A completed UFO.



Hiroko Moriwaki **Friendship Garden**

This quilt was made with blocks from Fabric Flappers Friendship group. We exchanged the blocks in 1998 and the quilt was made in February, 2000.



Hiroko Moriwaki

My grandson, Jackson, is graduating from high school on May 26th. I made this quilt for him with so much love.

His favorite color is purple. The Monarch butterfly is important for our family because Jackson helped me plant milkweed and raise Monarch butterflies at home.



Charlotte Runyan **Lone Star**

I inherited this quilt top from my uncle about 30 years ago. It was started by my grandmother or great-grandmother about 100 years ago. The star wasn't straight and the seams didn't match up. None of the diamonds were the same size. I took the whole thing apart and resized each diamond.

Then I paper pieced it back together. It took me about 2 years to take it apart and put it back together. Then another 1 1/2 years to quilt it. The fabrics are feed sacks and clothing scraps. The colors are so bright because this quilt spent almost all its years in a box.

See the May Philanthropy Parade at:

<https://www.surfsidequiltersguild.org/philanthropy.html>

In the interest of the best usage of our time at Guild meetings, it was decided at the May Board meeting, to discontinue photographing the Philanthropy Parade.

Opportunity Quilt at June Meeting

"Bear in the Woods"

Busy Bear Quilt Guild
from Big Bear Lake will have
their Opportunity Quilt at the
June Meeting

The drawing will take place at their
quilt show Labor Day Weekend.

Need not be present to win.

**Details on quilt show in "Out
and About" section.**



Surfside Quilters Guild Board Meetings

Everyone is always welcome to attend the board meetings:

3rd Tuesday of each month at 10:00 am

Seaside Villas Clubhouse in Dana Point.

Parking near the clubhouse is limited—see the map below for remote parking.



Sunshine & Shadows - Denise Riley

Denise Riley's husband is recovering from a recent fall.
Robin Free is in hospice care and would enjoy notes.

PHD - "Projects Happily Done"

PHD, "Projects Happily Done," is an open friendship group meeting the 4th Friday of the month, January thru October each year. We share our projects, ideas and questions. Bring your list of 9 projects and you'll be encouraged, supported, and enticed into finishing one project a month. Call Sheri Hill for more information.

HAPPY JUNE BIRTHDAY!

Glenna Anderson – 1
Nellie Ashton – 7
Suzette Blake – 8
Becky Silvaggio – 10
Sharon Scholfield – 13
Pam Hadfield – 14
Julie Kemmerer – 19
Diane Brewer – 20
Linda Rogers – 21
Debbie Myers – 23
Janet Smith – 23
Diane Collins – 24
Lisha Sante – 25
Gloria Rose – 27
Victoria Keegan – 30



OUT AND ABOUT IN THE QUILTING WORLD

Busy Bears Quilt Guild Annual 2023 Mountain Treasures Quilt Show

Saturday, September 2nd 10 AM until 5 PM
Sunday, September 3rd, 10 AM until 4 PM
Vendor Booths, Door Prizes, Gift Baskets,
Quilt Boutique, Quilts for Sale

Big Bear Middle School 41275 Big Bear Blvd.

Ed. Note: Tickets for their Opportunity Quilt will be sold at the June Surfside Meeting. You do not have to be present to win.



For Museum hours and Entry Fees:
<https://pasadenahistory.org/visit/>

Pasadena Museum of History March 8 - September 10

**Community Stitches: Quilt Designs
and Stories** features more than 60
quilts representing over 180 years of
quilt-making in America.

470 W. Walnut St. Pasadena, CA

Art Quilting Workshop

Join Visions Museum of Textile Art for a 3 day workshop in partnership with Joe Cunningham



JOE CUNNINGHAM

World Renowned Textile Artist, Teacher & Author

June 7, 8, 9

Mr. Cunningham will lead a 3 day workshop focused on developing a small idea into a finished art quilt. Along the way Joe will teach some of his own methods he uses for freehand piecing, working with bias tape, and creating memorable compositions. Under his instructions, students will develop their own designs and get them to a point where they can be completed. The class is designed to demonstrate his approach and techniques and to make a welcoming atmosphere for experimentation and originality.



Sewing Machines Plus

4606 Mission Bay Dr., San Diego, CA 92109

Visions Member Pricing: \$300

Non-Member Pricing: \$350

Reserve your spot:

Register for this workshop by visiting our website www.vmotat.org

Sign-ups for members open May 3rd. Sign-ups for non-members open May 10th while spots last.

Museum Hours:

Wed: 10a - 2p

Thurs: 10a - 2p

Fri: 10a - 4p

Sat: 10a - 4p



(619)-546-4827

Long Beach 2023 Festival - July 6-8



Quilt Festival Long Beach

July 6-8, 2023

Long Beach Convention Center

Quilt Festival will feature shopping booths, hundreds of antique and contemporary quilts on display, and classes from top teachers.

(See article about the Surfside Bus Trip.)

<https://www.quilts.com/quilt-festival/quilt-festival-long-beach>

Treasurer's Report - Jeanette Brooks

Surfside Quilters Guild Income Statement
April 1 through April 30, 2023

Beginning Balance -April 1, 2023	\$	46,530.91
<u>Income</u>		
- Bus Trip		-
- Monthly Mini		-
- Guests		-
- Membership		-
- Donations		-
- Philanthropy Donations		
- Philanthropy Fabric Sales		105.00
- Challenge		290.00
- Retreat Fees		
- Magazine Sales		18.25
- Workshop Raffle		33.00
- Workshop/ Sewcials		325.00
Total Income	\$	771.25
<u>Expenses</u>		
- Global Quilt Connection		-
- BOM Printing		-
- Speaker Fee		395.00
- Speaker Expenses		82.53
- Bus Trip Expenses		-
- Block of the Month		
- Magazine Sales Tax		-
- Philanthropy - Facilities Rental / Storage		125.00
- Philanthropy Supplies		151.38
- Philanthropy Donation Supplies		-
- Monthly Mini Expense		-
- President Expenses		23.38
- Past President Quilt/Present		15.00
- Treasurer		-
- Hospitality Snacks Supplies		19.00
- Facilities - Rent		325.00
- Facilities Gift for Wireless Microphone		-
- Membership		-
- Workshop Speaker/Expenses		473.52
- Workshop Facilities Rent		150.00
- Workshop Fee		-
- Workshop Facility Rent		-
- Workshop Patterns		-
- Zoom Fees		351.34
- VP Programs	\$	2,111.15
Total Expenses		
Income Less Expenses	\$	(1,339.90)
Balance April 30, 2023	\$	45,191.01
Plus Additional Bank Balances in:		
- Certificate of Deposit (3 mos)		10,000.00
- Certificate of Deposit (5 mos)		10,000.00
Ending Balance - April 30, 2023	\$	65,191.01

2023-2024 Guild Officers and Committees

EXECUTIVE BOARD:

President - Mary Mulcahey
1st VP Programs - Jeanette Brooks
2nd VP Membership - Kelly Counseller, Carol Gobrogge
3rd VP Facilities - Charlotte Runyan
Secretary - Vivien Hawker
Treasurer - Nancy Ota
Parliamentarian - Debbie Myers

STANDING COMMITTEES:

Block of the Month - Mary Arter
Hospitality - Jaine Culbertson
Monthly Mini - Katy Lillie
Newsletter Editor - Deanne Meidell
Newsletter Proofing - Sharon Whelan
November Fest - Susan Ritschel
Philanthropy - Linda Chiu, Nancy Pestal
Publicity/Sponsors - Sharon Whelan
SCCQG Representative - Del Thomas
Show & Tell - Angela Miller, Hiroko Moriwaki
Sunshine & Shadows - Denise Riley
Volunteer Coordinator - Pam Hadfield
Welcoming/Friendship - Denise Riley
Workshops - Mary Arter, Monica Shafer

SPECIAL COMMITTEES:

Bus Trips - Elizabeth Geer, Deanna Garcia
Compliance Officer
IT Maintenance - Sandy Scott
Let's Get to Know
Magazine Recycling - Laura Miller
Photography - Del Thomas
Retreat - Michelle Howe
Web Mailing - Michelle Howe

The Surfside Quilters Guild, a 501(c)(3) corporation was established March 2009 to promote quilting and fiber arts in the South Orange County area. The Guild offers the opportunity to share experiences with other quilters in an atmosphere of fellowship as well as to enhance the knowledge and skills of its membership. Newsletters are distributed via the internet. Meetings are the second Tuesday of the Month. Dues are \$40 annually for the membership year from May 1st through April 30th. Guests are always welcome for a donation of \$5. Membership and Volunteer forms are available on our website.

Publicity and Sponsors - Sharon Whelan

**Find current information
about Guild activities on
Facebook and The Patch.**



Surfside Quilters Guild

Public group · 179 members

Joined

+ Invite

Thank You To Our Sponsors

Welcome to our new sponsor...Cookie Co.

Cookie Co.
Mission Viejo
25106 Marguerite Pkwy Unit B
Mission Viejo, CA 92692
949.215.0146
Order Now!

Pebble Gilb & Lisa Wiltse, Owners
714-639-3245
628 E. Katella Ave., Orange, CA 92867
www.orangequiltbee.com
email: ogbshop@orangequiltbee.com
Hours: Mon-Thu: 10-8, Fri-Sat: 10-5, Sun: 12-4

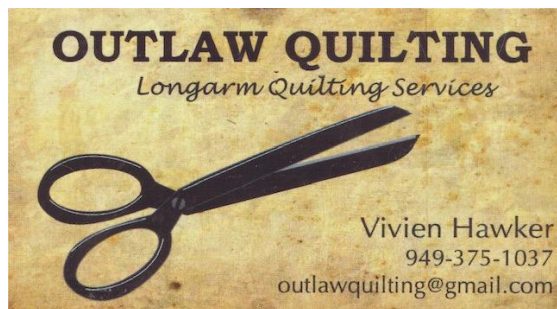
Moore's
*Sewing Machines · Ceiling Fans · Vacuums
Specialists in Sales & Service
A Fourth Generation Family Business*

MISSION VIEJO · 25390 Marguerite Pkwy. · (949) 580-2520
HUNTINGTON BEACH · 15041 Goldenwest St. · (714) 899-3222
CORONA · 591 N. McKinley St., Suite 106 · (951) 736-5457
BREA · 2315 E. Imperial Hwy., Suite B · (714) 279-6830
TEMECULA · 26490 Ynez Road, Suites F & G · (951) 297-3796
OUTLET CENTER · 22532 Avenida Empresa, RSM · (949) 829-9459
www.mooresew.com

Stitch 'n Thyme
Longarm quilting service
Karen Wendel
(949) 201-0465
KLWendel@Outlook.com

Kawaii Ota Patterns
Nancy Ota
Website:
kawaiiotapatterns.com
Questions email:
kawaiiotapatterns@icloud.com

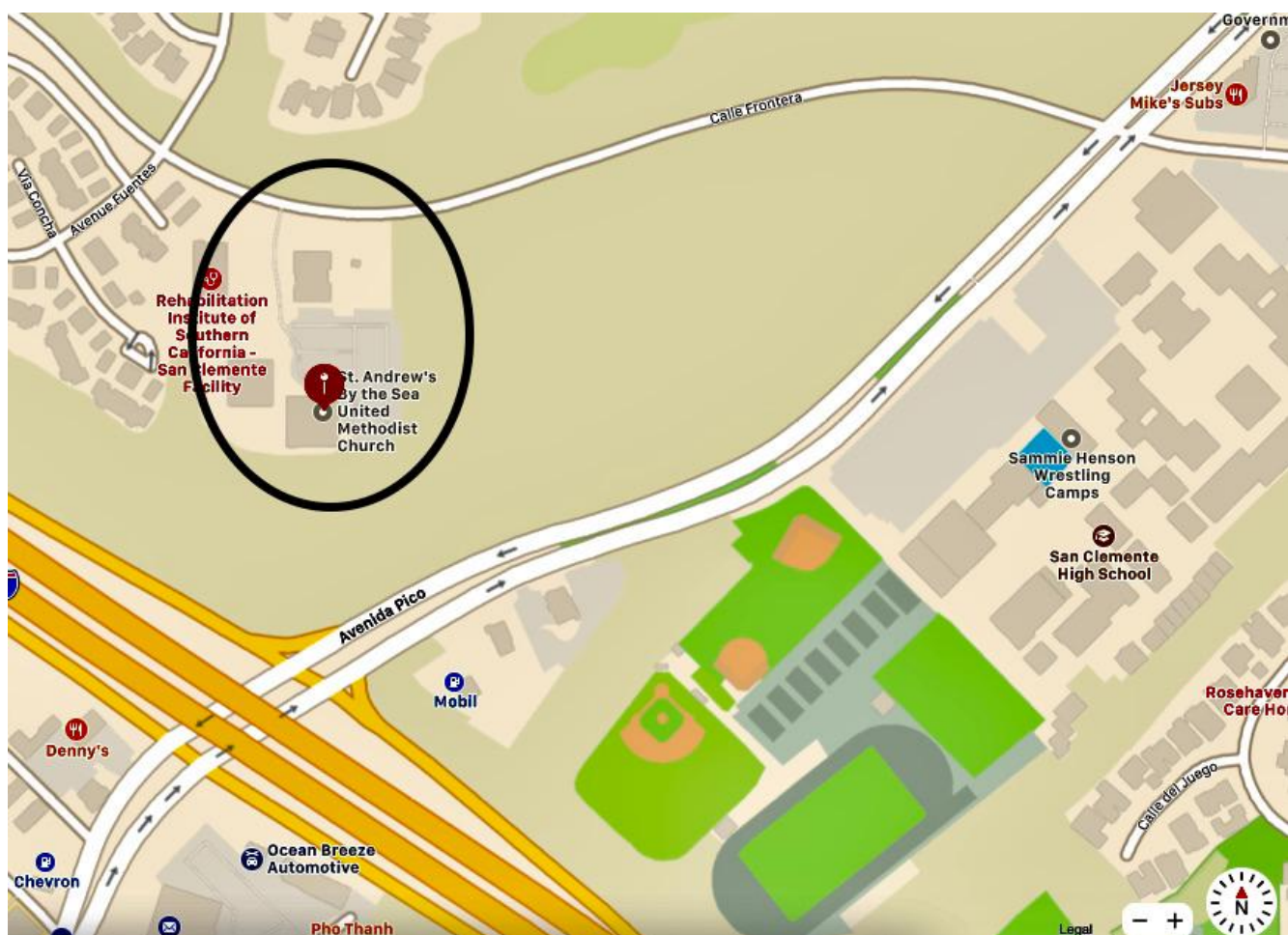
Sew Treasured Quilt Shop
26855 Jefferson Ave
Suite D
Murrieta, CA 92562
(951) 304-9787
sewtreasuredquiltshop.com



BERNINA <small>made to create</small> ANAHEIM 1189 N. Euclid St. 92801 714.774.3460	Mel's Sewing & Fabric Center <i>FOR THE LOVE OF SEWING</i> Family Owned & Operated Since 1956 Sales & Repair Authorized BERNINA & Baby Lock Dealer	baby lock TUSTIN 600 E. First St. 92780 714.669.0583
--	--	--

Quilting, Embroidery and Sergers Machines
 100% Cotton Fabric, Notions and Accessories

Surfside Guild Members receive a 10% discount - mention the guild at checkout!
 Our classes and clubs can be found online at www.melssewing.com or
 contact us at info@melssewing.com.



Meeting location: **St. Andrew's by the Sea UMC**, 2001 Calle Frontera, San Clemente. Map above.

Exit I-5 at Pico, go north, turn left on Calle Frontera, travel up the hill, turn left at the first driveway to reach the church parking lot. Meeting is in the building labeled "Office" at the back of the lot.

Surfside Quilters Guild

Guild meetings are held the second Tuesday of each month.
For more information visit our website.

<http://www.surfsidequiltersguild.org>



Surfside Quilters Guild | PO Box 3295, San Clemente, CA 92674

[Unsubscribe mhowe93@gmail.com](mailto:mhowe93@gmail.com)

[Update Profile](#) | [Constant Contact Data Notice](#)

Sent by deannem@cox.net powered by



Try email marketing for free today!