



Volume 17 - No. 3  
Editor: Deanne Meidell



**Guild Meeting**  
**Tuesday, July 8, 2025**

**Julia McLeod**  
**"Starting with Silk"**

**10:00 am - 12:00 pm**  
**9:30 am - Welcome & Check In**

**Bankson Hall at Gloria Dei Lutheran Church**  
**33501 Stonehill Dr. - Dana Point**

## **Pam Hadfield - President's Corner**



### **July Message**

June was a whirlwind with so many graduations, graduation parties, traveling back and forth and topping it off with our Guild meeting and a Thread Painting workshop. I hope you enjoyed Nancy as much as I did. Even though I have seen her quilts before, it was so nice to get "up close and personal" with them. We are never allowed to view them that closely at a quilt show. Nancy felt very much loved and special while she was here. Thank you for being so kind to her.

The summer brings to us so many fun activities to look forward to in the Guild. We get to learn how to work with silks in our July workshop.... We have fun philanthropy Sew Days - making pencil cases with Nancy Ota for My Own Case (our December "Give Back" meeting).... We have the boutique Sew Days at Quilt Passions for our November Fest Boutique.... We are having a table at OC fair .... Challenge Reveal .... and a Sewcial. My heavens! We are a fun, social group! I hope you can find time to come and participate in one or more of these activities this summer. Stay tuned in, you never know what may turn up that is fun to see and do.

## Programs -Sherri Peltier

### Julia McLeod - July 8

Julia is an international-award winning quilt maker from Northern California. She was born and raised in England and worked as a textile designer in the wool mills of Yorkshire and Scotland. A design position at a menswear company in New York brought her to the USA.



Since 2016, she has specialized in making silk quilts which led her to her passion of reusing and recycling fabrics. This led her to rescuing vintage blocks and textiles which in turn become the starting point for her quilt designs.

There are still a few openings in her workshop, so give Mary Arter a call before it fills.

Fondly, Sherri Peltier



#### Bankson Hall at Gloria Dei Lutheran Church

Please wait for the door to open at 9:00 am

(Driving directions may be found at the end of the newsletter.)

**ELEVATOR:** Park at the lower end of the parking lot and walk through the garden maze. Below the old sanctuary is an elevator. Select the 3rd floor and it will take you to Bankson Hall.



Please be cautious and polite  
as you leave the church parking lot  
after Guild meetings.

We depart at approximately the same  
time the pre-school dismisses their little ones.



## Membership - Karen Hanway & Cathy Harris



Our June 10th meeting was attended by 96 members, including 3 new members.

**Welcome!**

**Liz Salisbury, Marie Taylor, and Vivian Medina**

The Guild has 204 members. Currently, 166 members have renewed for 2025-26.

**The winners of our name tag drawing were Marilyn Novak and Hiroko Moriwaki.**

Looking forward to seeing everyone again at our meeting in July.

Keep sewing, quilting and creating everyone!  
Karen Hanway and Cathy Harris

(From left)  
Cathy Haris, Hiroko Moriwaki,  
Karen Hanway, Marilyn Novak



## Challenge - Janis Toman & Jan Hirth



### 2025 Surfside Challenge – Let's Face It!

**Let's Face It** – We sure hope you are almost done with your Challenge project. It is due at the July Guild Meeting. If you are unable to turn it in on that date – be sure to let Janis Toman or Jan Hirth know – so that we can make arrangements for you to turn in your entry. Please remember to turn in your entry form with your challenge item. And remember to attach the cute little charm to your project. If you need a new form or charm –

we will have a few available at the July Guild Meeting.

**Rules** – Challenge entries can be a wall-sized quilt, garment, or decorative item. The perimeter of a quilt entry **MUST** measure at least 48 inches but not exceed 144 inches. You must use the equivalent of a 4x4 inch piece of one challenge fabric of your choice and a 2x2 inch piece of the remaining two challenge fabrics, visible on the front of your entry excluding the binding. You may add as many other fabrics and/or embellishments to your entry as you wish. The clock charm included in the kit must be sewn on the front of your entry. Original designs are not a requirement. All entries must have a label on the back. It should include the Title of the Entry and Name of the maker. Sleeves are not required as quilts will be pinned for display. Submission of the challenge entry gives permission for the entry to be photographed and for that photograph to be included in the newsletter and/or other medium.



Ribbons will be awarded for such categories as:

- Best Interpretation of the Theme
- Best Original Design
- Best Use of a Traditional Block
- Best Non-quilt Entry
- Best Use of Challenge Fabrics
- Best Use of Embellishments
- Best Hand Applique
- Best Machine Applique
- Best Hand Quilting
- Best Machine Quilting by Entrant
- Best Quilt Label
- Most Humorous
- Hoffman Choice
- Viewer's Choice

**Click Here for Entry Form**

**Questions:**

Janis Toman: (949) 293-0918 or [janistoman@gmail.com](mailto:janistoman@gmail.com)

Jan Hirth: (949) 363-0533 or [janhirth@cox.net](mailto:janhirth@cox.net)

## Workshops - Mary Arter & Monica Shafer



### Workshop Sign Up Information

To sign up for any workshop, email Mary Arter at [mearter@gmail.com](mailto:mearter@gmail.com) then send her a check.

Please make checks payable to Surfside Quilters Guild (no abbreviations).



**June Workshop  
Raffle Winner:  
Katy Lillie**

## June Workshop

**Thread Sketching and Thread  
Painting Combined  
With Nancy Prince  
June, 2025**







Deanna Garcia (top)  
Flo Hutchings



Jan Shaw and Pat Reese

## July Workshop

**Starting with Silk  
With Julia McLeod  
Wednesday, July 9, 2025**

9:30 AM to 3:30 PM, Gloria Dei Lutheran  
Church (Dana Point)



Description: In this workshop you will learn how to use silk fabrics in your quilt-making. We will identify silk fabrics and distinguish them from those made with other fibers, discuss fusible stabilizers and how to use them, learn an improvisational crazy-piecing method, and learn fabric foundation piecing and draft our own simple muslin foundations.

Pattern: There is no pattern to purchase.

Supply List: Pick up a copy of the supply list when you register. You will need to provide at least 10 silk neckties. (Many extra ties will be available in class.)

Cost: The cost of the workshop is \$25. Please make checks payable to Surfside Quilters Guild.

## Surfside Sew-In Days in August & September

**Wednesday, August 13  
and  
Wednesday, September 10, 2025  
9:30 AM to 3:30 PM**

**Gloria Dei Lutheran Church - 33501 Stonehill Dr.  
Dana Point**

**Description:** Expand your sewing space! Join us for these Sew-In days. We'll provide cutting stations, ironing stations, large tables, and wide open floor space (plus snacks). Work on your own projects or make items for the November Fest Boutique.

Please sign up with Mary Arter to guarantee a table.

Click here: [meater@gmail.com](mailto:meater@gmail.com)

## October Workshop

### Blooming Needle Keeper

With Mama Lohde

**Wednesday, October 15, 2025**

9:30 AM to 3:30 PM

Gloria Dei Lutheran Church (Dana Point)



**Description:** Come join Mama Lohde for a fun and creative workshop where you'll make your very own *Blooming Needle Keeper Book*! In this class, you'll learn essential wool appliqué techniques and be introduced to **32 beautiful and unique embroidery stitches**.

We'll cover both basic and advanced stitches, including:

*Chain Stitch, Knotted Chain Stitch, Back Stitch, Pekinese Stitch, Berry Stitch, Closed Fly Stitch, Colonial Knot, Drizzle Stitch, Threaded Back Stitch, Pistil Stitch, Buttonhole Stitch, Straight Stitch, Lazy Daisy*—and many more!

**Kit:** You will purchase the kit directly from Hanne (Mama) Lohde for \$35.

Kit includes:

- Hand-dyed wools
- Full patterns
- Embellishment instruction



- Hand-dyed embellishment threads
- Wool threads for applique

**Supply List:** Pick up a copy of the supply list when you register.

**Cost:** The cost of the workshop is \$25. Please make checks payable to Surfside Quilters Guild.

## Quilt Retreat in Temecula

Surfside gals having fun  
"retreating" in Temecula in June.  
The next retreat is  
**October 20-22, 2025.**



## Block of the Month Judy Kamman & Holly Betz

### BOM for 2025-2026 Hillside Houses



You can build your own hillside in one of three sizes:  
60" x 70" throw ... 30" x 37" wall hanging ... 15" x 18" mini quilt.  
There will be 18 houses divided into 12 individual blocks. Please  
reference the pattern to help with the shading and transitioning



between houses. A coloring page is included to help plan your design.

Fat quarters or scraps are recommended for the two smaller sizes.

This design was a free QAL on Instagram offered by  
Pretty Little Quilts in 2015.

Please join along! Holly 949-525-2804 Judy 714-329-6609



### Hillside Houses Block 3

For this block you will need: JULY			
Color	Throw Size $20\frac{1}{2} \times 20\frac{1}{2}$	Wall-Hanging Size $10\frac{1}{2} \times 10\frac{1}{2}$	Mini $5\frac{1}{2} \times 5\frac{1}{2}$
House #3- left side Light Olive (AMB 23)	1 - 10 1/2in x 3in (A) 1 - 10 1/2in x 1 3/4in (B) 1 - 10 1/2in x 6 3/4in (C) 4 - 2 1/2in x 3in (D) 2 - 3 1/2in x 3in (E)	1 - 5 1/2in x 1 3/4in (A) 1 - 5 1/2in x 1 in (B) 1 - 5 1/2in x 3 1/2in (C) 4 - 1 1/2in x 1 3/4in rectangles (D) 2 - 2in x 1 3/4in rectangles (E)	1 - 3in x 1 1/8in (A) 1 - 3in x 3/4in (B) 1 - 3in x 2in (C) 4 - 1in x 1 1/8in (D) 2 - 1 1/4in x 1 1/8in (E)
House #3- right side Olive (AMB 34)	1 - 10 1/2in x 3in (A) 2 - 10 1/2in x 1 3/4in (B) 4 - 2 1/2in x 3in (D) 2 - 3 1/2in x 3in (E) 2 - 4in x 5 1/2 (H)	1 - 5 1/2in x 1 3/4in (A) 2 - 5 1/2in x 1 in (B) 4 - 1 1/2in x 1 3/4in rectangles (D) 2 - 2in x 1 3/4in rectangles (E) 2 - 2 1/4in x 3in (H)	1 - 3in x 1 1/8in (A) 2 - 3in x 3/4in (B) 4 - 1in x 1 1/8in (D) 2 - 1 1/4in x 1 1/8in (E) 2 - 1 3/8in x 1 3/4in (H)
Roof - left side Light Blue (AMB 87)	1 - 6in square, cut in half on the diagonal (F)*	1 - 3 1/2in sq, cut in half on the diagonal (F)**	1 - 2 1/4in sq, cut in half on the diagonal (F)***
Roof (Light Gray (AMB 5)	1 - 5 1/2in sq (G) 1 - 6in sq, cut in half on the diagonal (F)*	1 - 3in sq (G) 1 - 3 1/2in sq, cut in half on the diagonal (F)**	1 - 1 3/4in sq (G) 1 - 2 1/4 in sq, cut in half on the diagonal (F) ***
House #5 (right Side) Orange (AMB 36)	1 - 6in sq, cut in half on the diagonal (F)*	1 - 3 1/2in sq, cut in half on the diagonal (F)**	1 - 2 1/4in sq, cut in half on the diagonal (F) ***
House #5 (left side) Light Gold (AMB 67)	1 - 6in sq, cut in half on the diagonal (F)*	1 - 3 1/2in sq, cut in half on the diagonal (F)**	1 - 2 1/4in sq, cut in half on the diagonal (F) ***
Assortment of colors for windows/door	8 - 2in x 3in rectangles (I) 1 - 3 1/2in x 5 1/2in rectangle (J)	8 - 1 1/4in x 1 3/4in (I) 1 - 2in x 3in (J)	8 - 7/8in x 1 1/8in (I) 1 - 1 1/4in x 1 3/4in (J)

#### Things you need to know:

- Each letter for the pieces represents a certain size block. They will be repeated for the left and right sides of the house.
- House numbers (ex. House #1) is on a coloring sheet available in PDF format on my blog.
- Right sides together is (RST)
- When cutting your squares in half to make half-square triangles (hsts), save any leftover halves for future blocks.
- Square assembled hst to:
  - \* 5 1/2in sq (throw size)
  - \*\* 3in sq (wall-hanging size)
  - \*\*\* 1 3/4in sq (mini size)

#### Window Units:

To make one window unit, sew an (I) to each of the short sides of (E). Then sew a (D) to each of the sides of both (I) pieces. Press open

Make 2 for the left side of the house, and 2 for the right side. (4 total).



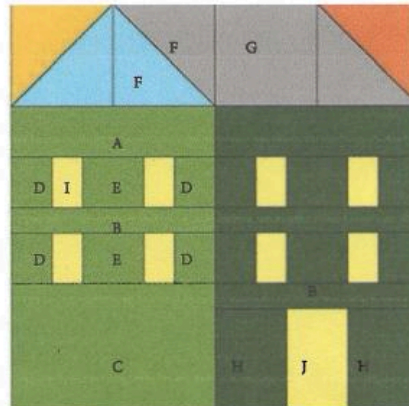
#### Roof:

To make the roof, gather and arrange your (F) hsts and (G) pieces.

After you have arranged your pieces, start assembling your hsts. Sew two hsts (RSTs) along the diagonal edge. Press open and square to \*, \*\*, or \*\*\*.



Sew (F) and (G) pieces together to create the roof.



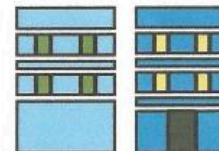
#### Door:

Sew an (H) to each side of (J). Press.



#### Assembly:

Assemble the left and right sides of the house. Sew the two sides together. Sew the roof to the top.




### Pattern Instructions Note

- Please press all seams open.
- Adjust completed window sections by centering to the adjacent top and/or bottom piece and trim ends as needed.

[Click here to download the instruction page.](#)

You may use this color page to plan your colors.



## Sponsors - Julia Renaud

### **Hello members!**


Starting with this newsletter I will be featuring one of our sponsors each month. This will give our sponsors more exposure to you all. They will have





the opportunity to let you know about their business. I hope you enjoy learning more about our sponsors' businesses. Please try to support them because without them it will be very difficult to continue our hobby of quilting. Sponsor Chair, Julia Renaud

[Julia@renaudusa.com](mailto:Julia@renaudusa.com)



**Moore's**  
— Sewing Centers —



[www.moores-sew.com](http://www.moores-sew.com)

A 4TH GENERATION FAMILY BUSINESS

**SEWING MACHINES | VACUUMS | REPAIR & SERVICE**

### OUR STORY

For over 70 years, the Moore family has provided the highest quality in sewing machines, vacuums, and sewing furniture. At Moore's, we maintain the same small-town friendly atmosphere we established years ago - while offering the latest technology available in the industry.

### Services

Whether your sewing machine or vacuum needs a tune up or repair, our friendly and knowledgeable staff will be able to assist you.

### Classes

Moore's offers a variety of classes and events for sewers and crafters of all skill levels, as well as free get to know your machine classes.

### 4 Convenient Southern California Locations

#### Moore's of Brea

2315 E. Imperial Hwy  
Suite B  
Brea, CA 92821  
(714) 279-6830

#### Moore's of Mission Viejo

25390 Marguerite Parkway  
Mission Viejo, CA 92692  
(949) 580-2520

#### Moore's of Corona

591 N McKinley Street  
Suite 106  
Corona, CA 92879  
(951) 736-5457

#### Moore's of Huntington Beach

15041 Goldenwest Street  
Huntington Beach, CA 92647  
(714) 899-3222



**Thank you to Our Sponsors**

# Moore's

*Sewing Machines · Ceiling Fans · Vacuums  
Specialists in Sales & Service  
A Fourth Generation Family Business*

MISSION VIEJO · 25390 Marguerite Pkwy. · (949) 580-2520  
HUNTINGTON BEACH · 15041 Goldenwest St. · (714) 899-3222  
CORONA · 591 N. McKinley St., Suite 106 · (951) 736-5457  
BREA · 2315 E. Imperial Hwy., Suite B · (714) 279-6830  
TEMECULA · 26490 Ynez Road, Suites F & G · (951) 297-3796

[www.moores-sew.com](http://www.moores-sew.com)

*Mel's*  
Sewing &  
Fabric Center

ANAHEIM  
1189 N. Euclid St 92801  
714.774.3460

**Sales & Repair**  
[www.melssewing.com](http://www.melssewing.com)

TUSTIN  
600 E. First St 92780  
714.669.0583

**BERNINA**  
made to create

Family Owned Since 1956

**baby lock**  
FOR THE LOVE OF SEWING

**JUDY NUNN**  
**GRAMMY'S QUILTS**  
(PRECUTS, NOTIONS & FABRIC)  
23426 Villena, Mission Viejo. 92692  
call/text: 949.233.5640  
email: [grammynunn@gmail.com](mailto:grammynunn@gmail.com)

**M&L**  
**FABRICS**  
DISCOUNT STORE

3430 W. Ball Road, Anaheim, CA 92804  
(714) 995-3178 FAX (714) 995-5309  
Email: [mandlfabrics@icloud.com](mailto:mandlfabrics@icloud.com)

HOURS	
Mon.-Fri.	10-5
Sat.	10-5
Sun.	12-5

# PAL's

*Sewing & Vacuum*

[www.PalsSewVac.com](http://www.PalsSewVac.com)

949-645-7257

2299 Harbor Blvd, Costa Mesa, CA 92626  
Mon-Fri: 10am-6pm Sat: 10am-5pm Sun: Closed

**Handi**  
**Quilter**

**JANOME**

**INNOVA**  
Sewing Machines

## Let's Get to Know - Susie Russell

**W E L C O M E**

We have two very creative and interesting ladies who are new to Surfside Quilters Guild who joined at the May meeting. Please welcome Gail and Paula when you see them at the next meeting.



### **GAIL HODEL**

After retiring around 2017, Gail decided to learn to quilt but promptly took a year off with her husband to sail down the California and Mexican coast and then back up to Dana Point. Sailing and being on the water is a natural for Gail having grown up in Maui, Hawaii. Now that her legs are firmly on the ground, she is eager to learn all she can with this new love of quilting. After all she has 4 children and 7 grandchildren who might need a quilt!



### **PAULA PANGLE**

Many of you may know Paula from Beach Cities Quilters Guild and touring her magnificent quilt room. But you may not know that after teaching herself to sew in seventh grade she designed and sewed her clothes to match ones she saw Doris Day wear in the movies! Paula's sewing creativity continued and she eventually won 2nd place in the FantaSea of Quilts Wearable Art and Viewers Choice award in 2006. She and her sister quilted together many years and donated about 20 quilts a year to a woman's shelter. Now Paula enjoys doing art quilts.

## **Philanthropy - Linda Chiu & Nancy Pestal**



**Our next Sew Day is Wednesday, July 16,  
Community Presbyterian Church  
32202 Del Obispo - San Juan Capistrano**

We will meet from 9:30 to 1:30. Everyone is welcome to join us for any part of the day that you can. We have kits for tops and pillowcases, fabric to sort, and other projects to work on.

Please bring a lunch if you are there during lunch time, it's a fun time to visit with lots of members. Parking is very convenient, no steps to get into the workroom! We hope to see you there

### **June Report**

Fabric Sales in June \$65



Pillowcases delivered this month: 40 to CHOC and 40 to My Own Case

Looking Ahead we will need:

- Baby Quilts (45"x 45" is a great size)
- Kid Quilts, **bright colors** are best for My Own Case foster kids (ages 5-19 smaller sizes for younger kids, large for teens)
- CHOC usually younger kids
- Adult Quilts for Military (red, white, blue)
- Adult Quilts for Meals on Wheels

We have kits ready to sew for quilt tops and pillowcases. Philanthropy will provide batting, backs, and binding. We have many beautiful colors to choose from.

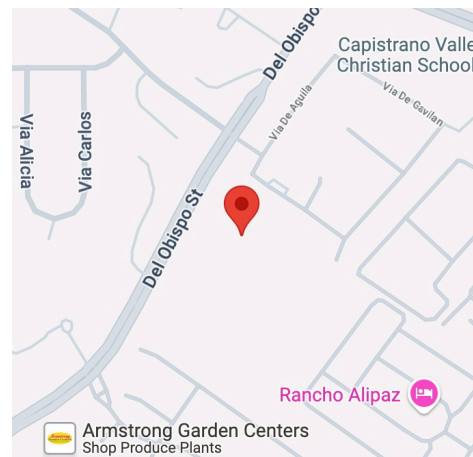
**Happy Sewing!**

**Linda and Nancy**

## Philanthropy Location

**Community Presbyterian Church  
32202 Del Obispo St.  
San Juan Capistrano**

Parking is very convenient, no steps to get into the workroom!



## Thank You to Our Sponsors

<p><b>ASPIRE</b> SEWING MACHINE SERVICES</p>	<p>Featherweight Services &amp; Repairs</p> <p>Ryan Breidenbach Featherweight Specialist</p> <p>314-315-7661 <a href="mailto:breidenbachryan@gmail.com">breidenbachryan@gmail.com</a> 26 Dewberry - Rancho Santa Margarita, CA 92688</p>
--	--

	<p><i>Kawaii</i> Ota Patterns</p> <p><b>Nancy Ota</b></p>	
<p>EMAIL</p>	<p>Website: <b>kawaiiotapatterns.com</b></p> <p>Questions email: <b>kawaiiotapatterns@icloud.com</b></p>	<p>WEBSITE</p>

<p><i>Stitch 'n Thyme</i> Longarm quilting service</p>	<p>Karen Wendel (949) 201-0465 <a href="mailto:KLWendel@Outlook.com">KLWendel@Outlook.com</a></p>
--	---

<p><b>Quilt Passions</b></p>	<p>Batik and tropical fabrics Island-themed quilt patterns Hawaiian-style quilts</p> <p>(949) 994-1199</p> <p>27001 La Paz Rd Ste 116 Mission Viejo, CA 92691</p> <p><a href="http://www.quiltpassions.net">www.quiltpassions.net</a></p>
------------------------------	---

## Hospitality - Jaine Culbertson

**Members are invited to bring  
goodies to the meeting of their  
birthday month.....  
or any month!**



Thank you to Peggy and Dave Dutcher who treated us to a delicious  
chocolate cake before their move.  
(photo) Peggy, Jaine, Dave

## Thank You to Our Sponsors





## Monthly Mini - Katy Lillie & Judy Nunn

June's meeting had a wonderful winner who got the gorgeous Land's End bag with a Patriotic Layer Cake and a free pattern to make with it. The Guild collected \$61 and Diane Brewer was the lucky winner.

Katy Lillie and Judy Nunn, co-chairs  
With winner, Diane Brewer




### JULY Monthly Mini

**A beautiful July is on the horizon. I just love the fireworks shows from around this area on July 4th.**

**For July we have a patriotic wall hanging or table runner,  
and a blue and green polka dot bag by Vicki Janis.**

Tickets are \$5 for 6 or \$10 for 12. Come see Judy & me at the Monthly Mini table.





## Show & Tell - Carol Gobrogge



### Happy (almost) 250th Birthday USA!

Let's celebrate in July with patriotic quilts and our finished workshop projects.


## June Show & Tell



### From the Robin Pickens Workshop in April


Christy Valley, Mary Arter -- Charlotte Runyan, Carol Gobrogge, Jeanette Brooks





### Pam Hadfield

This is a thread painting from a Nancy Prince class I took online.



### Pam Hadfield T-shirt Quilt

Made for a friend's son



### Mary Arter

This is Truffle Duffle, pattern by Sue Spargo. Hand embroidery on wool and cotton





**Mary Arter**  
**The Pineapple**

This pattern by Judy Niemeyer was a Christmas gift from my husband. Quilted by Karen Wendel.



**Mary Arter**

This is Mod Flower Box, pattern by Robin Pickens



**Judy Nunn**

My friend, Nancy, was recently diagnosed with breast cancer. made this with a soft blanket on the back for her recovery.



**Judy Kamman**  
**Windmill Picnic**

I took Kathy Doughty's class in organic appliqué at Empty Spools in March. Hand appliquéed except for the vines which I did with machine sashiko.  
 Quilted by Jean Impey.



**Judy Dimmick**  
**Memories of Kihei**

I purchased the Plumeria jelly roll in Maui. The pattern (Add It Up) was free from Amerian Patchwork

**Jan Hirth**

I used Kaffe Fassett scraps to make this quilt from the Thimbles and Needles website.



and Quilting. This is one of my PHD quilts.



**Hanne Lohde  
Olympic Quilt**

My nephew, niece, and her husband participated in the London Olympics in 2012. Part of the experience was a cultural exchange. This is the project my niece received from a local quilt guild.

After stitching in the ditch, I did a big hand stitch with perle cotton thread through the background squares.



**Dawn Johnson  
Patchwork Duffle Bag**

I loved the dog park fabric by Sara Watts RSS and had to make this cute bag.



**Vivian Medina  
Laura's (Heart) Quilt**

This was a collective quilt made for me by my quilty friends, including Dawn Johnson, a Surfside member. The design is a free paper piecing pattern designed for Laura who was diagnosed with breast cancer. I



**Monica Shafer  
Pentamorous Symmetry**

This year's Cherrywood Challenge contained all my favorite colors.

The theme "Abyss" made my imagination fizzy with ideas. After collecting a huge Pinterest board full of colorful images of deep sea creatures, I found an image of a sea anemone that decided me.

This piece is fusible, machine raw edge appliquéd and machine quilted. I used glow-in-the-dark

sewed a few blocks for her. Years later I was diagnosed with cancer and received my quilt.

thread as a nod to the phosphorescence found in the abyss.

**Ed. note: I was curious about the definition of pentamorous...**

*Pentamorous symmetry is a type of radial symmetry where an organism's body can be divided into five roughly equal parts arranged around a central axis.*



**Janice Tsuma**

**Portraits from Jean Impey's class**

(left) **Nora** who dreams of being a designer

(right) **Claire**, the botanist



**Debra Gilbert**

(left) **Jelly Fish** was done in a workshop with a kit.

(right) **Sea Horse** was done at home with scraps.

## Congratulations!!



**Monica Shafer**

Congratulations to Monica for the acceptance of her wall hanging into the Abyss Cherrywood Challenge. No small feat to get accepted with 570 entered and only 225 chosen for their exhibit. It will travel for a year and be at Road to CA next January.

(from Facebook)





### **Dawn Johnson** (from Facebook)

It was an exciting opening night at the San Diego County Fair for me. I was fortunate to have 3 art quilts hanging. "Square Peg in a Round Hole" was juried into the Fine Arts exhibit and was displayed beautifully with some fantastic works of art.

I had 2 quilts in the Home & Hobby exhibit: "Dog Beach" and my "Poppies." I was thrilled to find out that "Poppies" won not only a first place ribbon, but also Best of Division.

## **PHD - "Projects Happily Done"** **Sheri Hill & Johanne Gibson**



Sheri Hill showed 3 finished projects at the May meeting.

**PHD, "Projects Happily Done,"** is an open friendship group meeting the 4th Friday of the month, January thru October each year. We share our projects, ideas and questions. Bring your list of 9 projects and you'll be encouraged, supported, and enticed into finishing one project a month. Call Sheri Hill for more info.

**Next Meeting -June 27**  
**Seaside Villas Clubhouse - Dana Point**  
**10:00 am to 11:30 am.**  
Directions to Seaside Villas Clubhouse at end of newsletter.



*Ed. Note: The newsletter is usually finished before the PHD and Scrap Happy groups meet on the 4th Friday. So news of their gatherings is a month old.*

## Scrappy Happy Friendship Group Joann Bishop

**Next Meeting - June 27, 2025**

The new Scrap Happy friendship group meets every 4th Friday at the Seaside Villas in Dana Point and is open to all. We meet from 11:30 to 1 pm, after the PHD group, so pack a lunch or snack to nosh before the meeting, if hungry. You'll find us sharing tips, pattern sources and color ideas as we make scrappy quilts from our stash.

*Scrap Happy Fun!*



Linda Chiu



Jeanette Brooks



Jeanette Brooks  
Odette Osantowski



Carol Gobrogge

## Sunshine and Shadows - Diana Jacobs



Certainly bears repeating to congratulate Dawn Johnson and Monica Schafer for each of the awards their recent quilt entries earned. Very exciting and well deserved. For this month under Shadows there hasn't been anything new to report which is something we can be grateful about.

I look forward to hearing from you about who needs cards sent to them, or updates on events in our members' lives. Your help is greatly appreciated.

My email address is [logan.casta@gmail.com](mailto:logan.casta@gmail.com). Please put in Subject line "S&S."  
Diana Jacobs

## Happy July Birthday

Cece Bowe - 2  
Joyce Benveides - 4  
MaryLois Kuhn - 14  
Charlotte Spere - 18  
Monica Shafer - 21  
Phyllis Parente - 25  
Diana Imhoff - 27  
Nancy Pestal - 27  
Wendy McCalley - 28  
Michelle Lincoln - 29  
Adela Carreta - 30  
Rosalind Doidge - 30



## November Fest Preparations





## November Fest

**November 11, 2025**

**Boutique:** Sherri Peltier, Julie Kemerer Julia Renaud

**Raffle Baskets:** Carol Gobrogge & Elizabeth Geer

**Quilt Auction:** Mary Arter

**Silent Auction:** Joann Bishop, Odette Osantowski,  
Maggie Bell



### November Fest Chair: Christina Ehrenguber

**This year's November Fest is scheduled for**

**Tuesday, November 11, 2025.**

Be sure to put that in your calendar for a great event! This event is a great opportunity to contribute quilts for auction, baskets for raffle, and handmade items to sell at the Boutique. Volunteers will also be needed for the event.

Stop by the November Fest table at the regular meetings to see how you can help.

[christinae0827@gmail.com](mailto:christinae0827@gmail.com) 949-441-8266



## Quilt Auction: Mary Arter

This redwork quilt by Bette Bradley and Joann Bishop will be one of the auction quilts. We are still accepting more quilts to be auctioned.

You can reach Mary at: [mearter@gmail.com](mailto:mearter@gmail.com) or 585-750-0736.



## Raffle Baskets: Carol Gobrogge

We already have commitments for five baskets. We need gift cards from any store.

Contact Carol at: [cmgobrogge@gmail.com](mailto:cmgobrogge@gmail.com) or 949-291-3562. Or come visit the November Fest table at the next Guild meeting to sign up! Empty baskets will be available for pick-up at the July

Guild meeting.

## Shop on Amazon for items for Raffle Baskets:

Here is the link to buy basket items on Amazon.

[https://www.amazon.com/hz/wishlist/ls/12BAZEIOUOYEF?ref=list\\_d\\_wl\\_lfu\\_nav\\_7](https://www.amazon.com/hz/wishlist/ls/12BAZEIOUOYEF?ref=list_d_wl_lfu_nav_7)

**Click on "lists," then look for "Amazon guild baskets."  
Have the items sent to: Carol Gobrogge 3009 Brillante  
San Clemente 9267**

## Here are some suggestions for baskets:

**Tea/Coffee:** tea pot, tea cozy, cups, mugs, special napkins, teaspoons, coasters, flavored sugar, tea towel, scone mix, jams, olives, a novel, bookmarks, etc.

**Notions:** thread, needles, binding clips, paper piecing papers, and templates, marking pens, glue, rulers/templates, patterns, retracting tape measure, tote (tote could be the basket).

**Grandparent/Kids:** books, coloring books, crayons, markers, pencils, scissors, games, puzzles, cards, craft kits, Highlights subscription, ice cream gift certificate, jump rope.

**Kitchen:** wooden spoons, spatulas, measuring cups/spoons, cookbooks, magazine subscription, recipe cards, apron, mitts, dish towels, timers, cutting board, bookmarks.

**Beach Fun:** towel, sunscreen, tote, water bottle, hat, book, magazine, beach ball, crossword/Sudoku puzzle book, snacks.

**Happy Hour:** Cheese, gift certificate to wine shop, tapenade, crackers, sparkling water or wine, pretty wine glass, snack napkins, cutting board, cheese knife, nuts, chocolates, corkscrew.

**Fabric Baskets:** Fat Quarters, polka dots, batiks, geometrics, kids, babies, scraps, wool.

**Spa Day:** pedicure/manicure gift certificate, lotions, nail polish, nail files, facial masks, massage oils, polish remover, cleansers, shampoo/conditioner.

**Gardening:** trowel, flower and vegetable seeds, houseplant, books/magazine, gift certificate to a nursery, sunscreen, hat, gloves, water bottle, tote bucket, (bucket could be the basket).

**He-Man Basket:** pliers, gift certificate to Home Depot or Lowe's, gloves, sand paper, tape measure, yard stick, tool belt, assorted nuts and bolts and nails, tacks, picture hangers, wood glue, water bottle, flashlight, working man's lotion, magnets, (a bucket could be the basket).

**Seasonal:** Winter, Fall, Summer, Spring items that denote the season: i.e. pumpkins, trees, leaves, flowers, food, ornaments, greeting cards, postage stamps, glitter, glue, etc.

**Picnic:** Table cloth, napkins, paper plates and plasticware, cups.



### **Silent Auction: Joann Bishop and Odette Osantowski**

Joann and Odette would love to have some wonderful items for the Silent Auction. Please contact them with your items you would love to donate. [BISHOP370@aol.com](mailto:BISHOP370@aol.com) 949-929-7359 or [odetteoo@cox.net](mailto:odetteoo@cox.net) 949-412-4988.

### **Boutique: Sherri Peltier and Julie Kemmerer**

**July 18 at 10:15 again at Quilt Passions, Elizabeth Geer** (949-581-3181 or 949-230-2311) will host and will make hanging Christmas trees. A supply list is attached. Contact Julie Kemmerer [brokerjulie@gmail.com](mailto:brokerjulie@gmail.com) 949-813-5986 or Sherri Peltier [sherripeltier@reagan.com](mailto:sherripeltier@reagan.com) 949-441-8264 if you plan to join us. Bring your snacks and lunch if you can stay for the day.

**[Click here for Supply List.](#)**



In the June workshop, Mary Arter taught us how to make this cute little bowl.

**Thank you, Mary.**

## Treasurer's Report - Deb Hadley

### Surfside Quilters Guild Income Expenses 2025-2026





2025-26 Approved Budget	INCOME	May
100.00	Bank Fee Refund	
3,500.00	Bus Trip (one trip)	
1,200.00	Challenge "-----"	70.00
	Donations	
250.00	Guests	50.00
175.00	Magazine Recycle	10.25
6,800.00	Membership Dues	5,540.00
1,200.00	Monthly Mini Raffle	81.00
4,000.00	Novemberfest Basket Raffle	
6,000.00	Novemberfest Boutique Sales	
6,000.00	Novemberfest Quilt Auction Sales	
1,500.00	Novemberfest Silent Auction Sales	
1,500.00	Philanthropy Donation	276.00
1,500.00	Philanthropy Fabric Sales	155.00
16,500.00	Retreat (Two)	8,256.00
3,600.00	Retreat Prepaid Deposit	
	Special Events	
1,100.00	Sponsors	
350.00	Workshop Raffle	20.00
5,000.00	Workshops / Sewicals	
60,275.00	TOTAL INCOME	14,458.25
	Sales Taxable Income	165.25
	Raffle Income	101.00
	EXPENSES	
100.00	Bank Fee	
	Bank Certificate (CD)	
500.00	Block of Month/Fabric/Copies	97.38
3,500.00	Bus Trip Rental/Parking/Refunds/Tickets	
250.00	CA Dept Tax & Fee	25.00
1,300.00	CA State Board Equalization (Sales Tax)	
20.00	CA Secretary of State	
500.00	Challenge "-----"	
1,000.00	Directory	
500.00	Facilities Supplies	
4,000.00	General Mtg Rent	300.00
100.00	Global Quilt Collection	
100.00	Holiday Gift Church	
100.00	Holiday Program	
500.00	Hospitality/Friendship	71.85
100.00	Membership	
50.00	Monthly Mini	
250.00	New Member Tea	
200.00	Newsletter	
200.00	Novemberfest Basket Raffle	
700.00	Novemberfest Boutique	
1,000.00	Novemberfest Quilt Auction	
100.00	Novemberfest Silent Auction	
200.00	Operations/ Constant Contact (12 mo.)	
100.00	Parliamentarian	
1,500.00	Philanthropy Rent	200.00
4,500.00	Philanthropy Storage Rent	100.00
3,500.00	Philanthropy Supplies	819.07
1,200.00	Philanthropy Moving Expense	
200.00	Post Office Box/12 month	
100.00	President	55.37
500.00	President's Quilt / Trophy	89.66
75.00	Registry of Charitable Trust (RRF-1)	
16,500.00	Retreat 2025 (est 2 Retreats)	6,176.00
3,600.00	Retreat 2025 Prepaid	
50.00	SCCQG Dues	
1,500.00	SCCQG Insurance	
5,000.00	Speaker Fee	
5,500.00	Speaker Expense	
	Speaker Prepaid Expenses	100.00
250.00	Sponsors Publicity	

200.00	Sunshine/Shadows	
1,500.00	Tax Preparation & State/Federal Forms	
300.00	Treasurer	
150.00	VP Program	
300.00	Website Domain/Maintenance	

100.00	Welcoming	
1,650.00	Workshop Rent	1,500.00
5,500.00	Workshops Teacher/Sewcials	
69,045.00	TOTAL EXPENSES	8,184.33
	INCOME less EXPENSES	6,273.92
	CRKng Acct Bal (less Outstanding CRKs)	35,363.76
	Certificates of Deposit	31,687.21
	ENDING BALANCE	67,050.97

## Publicity and Sponsors Julia Renaud




Click here:  
[GeithnerG@gmail.com](mailto:GeithnerG@gmail.com)



Click here:  
<https://www.orangequiltbee.com>



Click here:  
<http://www.dianasstitchery.com>



Click here:  
[breidenbachryan@gmail.com](mailto:breidenbachryan@gmail.com)



Click here:  
[grammynunn@gmail.com](mailto:grammynunn@gmail.com)



Click here:  
<https://www.palssewvac.com>





**MAMA LOHDE**

HANNE LOHDE, OWNER, +1 949-637-4919  
MAMALOHDE@GMAIL.COM, WWW.MAMALOHDE.COM

Click here:  
[www.mamalohde.com](http://www.mamalohde.com)



*Stitch 'n Thyme*  
Longarm quilting service

Karen Wendel  
(949) 201-0465  
KLWendel@Outlook.com

Click here:  
[KLWendel@Outlook.com](mailto:KLWendel@Outlook.com)

**Moore's**  
Sewing Machines - Ceiling Fans - Vacuums  
Specialists in Sales & Service  
A Fourth Generation Family Business

MISSION VIEJO - 25390 Marguerite Pkwy. - (949) 580-2520  
HUNTINGTON BEACH - 15041 Goldenwest St. - (714) 899-3222  
CORONA - 591 N. McKinley St., Suite 106 - (951) 736-5457  
BREA - 2315 E. Imperial Hwy., Suite B - (714) 279-6830  
TEMECULA - 26490 Ynez Road, Suites F & G - (951) 297-3796

[www.moores-sew.com](http://www.moores-sew.com)

Click here:  
[www.moores-sew.com](http://www.moores-sew.com)



**Sew Treasured Quilt Shop**

**Store Hours**  
Monday, Wednesday & Friday: 10am - 4pm  
Tuesday & Thursday: 10am - 3pm  
Saturday: 9am - 2pm  
Sunday: Closed

**Contact Us**  
Phone: (951) 304-9787  
Website: [sewtreasuredquiltshop.com](http://sewtreasuredquiltshop.com)  
Email: [sewtreasured@stquiltshop.com](mailto:sewtreasured@stquiltshop.com)  
Facebook: Sew Treasured Quilt Shop  
Instagram: @sewtreasuredquiltshop

26855 Jefferson Ave, Suite D, Murrieta, CA 92563

Click here:  
<https://www.sewtreasuredquiltshop.com>



**FABRICS**  
DISCOUNT STORE

3430 W. Ball Road, Anaheim, CA 92804  
(714) 995-3178 FAX (714) 995-5309  
Email: [mandlfabrics@icloud.com](mailto:mandlfabrics@icloud.com)

HOURS	
Mon.-Fri.	10-5
Sat.	10-5
Sun.	12-5

Click here:  
[www.mandlfabricsdiscountstore.com](http://www.mandlfabricsdiscountstore.com)



*Kawaii*  
Ota Patterns

Nancy Ota

Website:  
[kawaiiotapatterns.com](http://kawaiiotapatterns.com)

Questions email:  
[kawaiiotapatterns@icloud.com](mailto:kawaiiotapatterns@icloud.com)

Click here:  
[www.kawaiiotapatterns.com](http://www.kawaiiotapatterns.com)



**Mel's Sewing & Fabric Center**

ANAHEIM  
1189 N. Euclid St 92801  
714.774.3460

**Sales & Repair**  
[www.melssewing.com](http://www.melssewing.com)

TUSTIN  
600 E. First St 92780  
714.669.0583

**BERNINA**  
made to create

Family Owned Since 1956

**baby lock**  
FOR THE LOVE OF SEWING

Click here:  
[www.melssewing.com](http://www.melssewing.com)



**Quilt Passions**

Batik and tropical fabrics  
Island-themed quilt patterns  
Hawaiian-style quilts

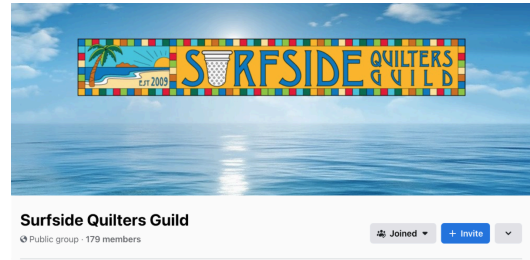
(949) 994-1199

27001 La Paz Rd Ste 116  
Mission Viejo, CA 92691

[www.quiltpassions.net](http://www.quiltpassions.net)

Click here:  
<https://www.quiltpassions.net>

**Find current information about  
Guild activities on Facebook and  
The Patch.**



## Meeting Location For:

- SQG Board Meeting
- PHD Group
- Scrappy Friendship Group

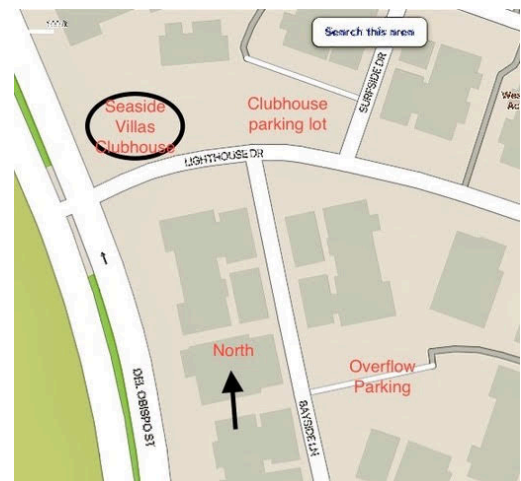
**Seaside Villas Clubhouse  
33715 Surfside Dr.**

SQG Board Meeting 10:00 am (3rd Tuesday)

PHD Group 10:00-11:30 (4th Friday)

Scrappy Friendship Group 11:30-1:00  
(4th Friday)

Parking near the clubhouse is limited—See  
the map for remote parking.



## 2025-2026 Guild Officers and Committees

### **EXECUTIVE BOARD:**

President - Pam Hadfield

1st VP Programs - Sherri Peltier

2nd VP Membership - Karen Hanway, Cathy Harris

3rd VP Facilities - Marcia Kuehl

Secretary - Janis Toman

Treasurer - Debra Hadley

Parliamentarian - Jeanette Brooks

### **STANDING COMMITTEES:**

Block of the Month - Holly Betz, Judy Kamman

Hospitality - Jaine Culbertson

Monthly Mini - Katy Lillie, Judy Nunn

Newsletter Editor - Deanne Meidell

Newsletter Proofing - Becky Silvaggio

Philanthropy - Linda Chiu, Nancy Pestal



Publicity/Sponsors - Julia Renaud  
SCCQG Representative - Bridget Callanan  
Show & Tell - Carol Gobrogge  
Sunshine & Shadows - Diana Jacobs  
Volunteer Coordinator - Monica Shafer  
Welcoming - Glenna Anderson, Dawn Johnson  
Workshops - Mary Arter, Monica Shafer

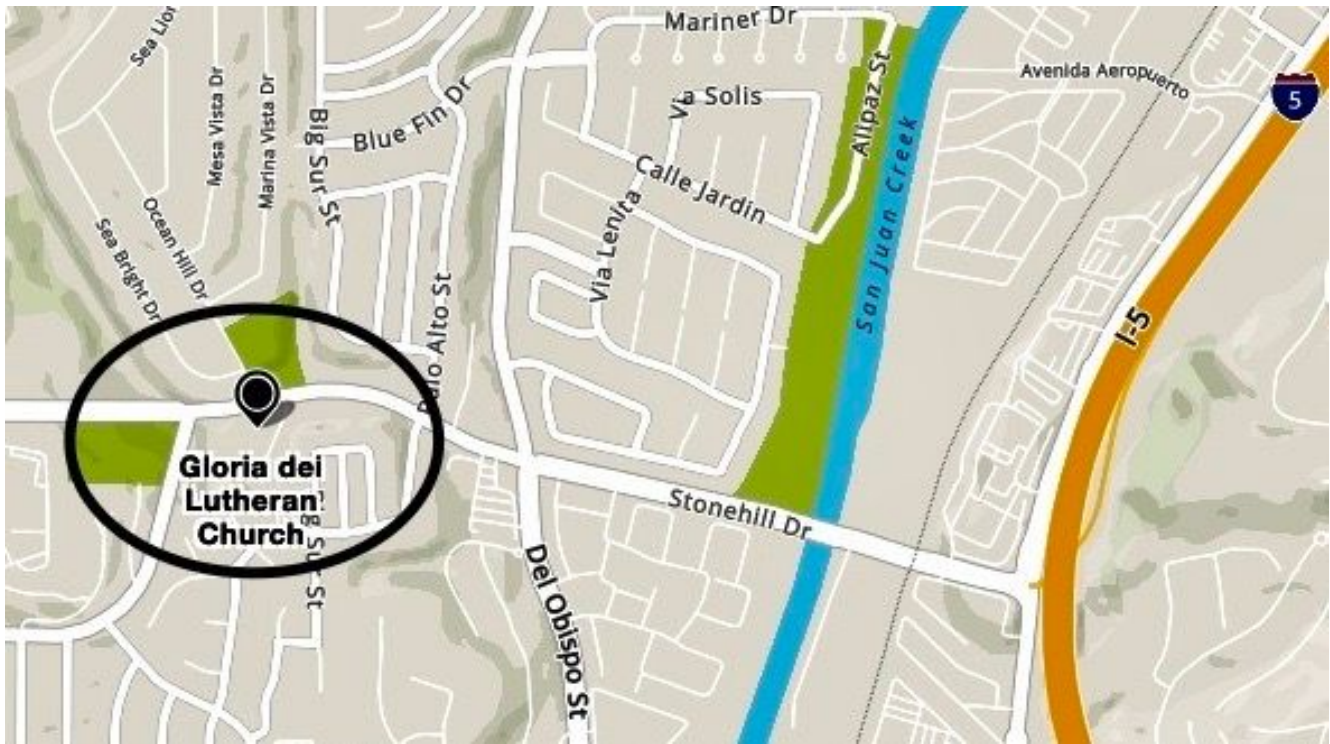
**SPECIAL COMMITTEES:**

Bus Trips - Elizabeth Geer, Deanna Garcia  
Directory - Debbie Myers  
IT Maintenance - Sandy Scott  
Let's Get to Know - Susie Russell  
Magazine Recycling - Laura Miller, Deb Hadley  
Challenge - Janis Toman, Jan Hirth  
Photography - Del Thomas, Bridget Callanan  
Web mailing - Michelle Howe  
Retreat - Michelle Howe

**November Fest**

Chair - Christina Ehrenguber  
Boutique - Sherri Peltier, Julie Kemmerer, Julia Renaud  
Baskets - Carole Gobrogge  
Auction - Mary Arter  
Silent Auction - Joann Bishop, Odette Osantowski

*The Surfside Quilters Guild, a 501(c)(3) corporation was established March 2009 to promote quilting and fiber arts in the South Orange County area. The Guild offers the opportunity to share experiences with other quilters in an atmosphere of fellowship as well as to enhance the knowledge and skills of its membership. Newsletters are distributed via the internet. Meetings are the second Tuesday of the Month. Dues are \$40 annually for the membership year from May 1st through April 30th. Guests are always welcome for a donation of \$5. Membership and Volunteer forms are available on our website.*



Meeting location: Gloria Dei Lutheran Church, 33501 Stonehill, Dana Point

From North:

Take 5 Freeway south and exit Camino Capistrano, exit #81.  
Turn left onto Camino Capistrano and proceed to Stonehill Drive.  
Make a right and go up the hill past Del Obispo Dr. You will make a left hand turn at the next light which takes you directly into the Gloria Dei parking lot.

From South:

Take 5 Freeway Northbound. Exit 79 toward CA-1/Pacific Coast Hwy onto CA-1 N (Pacific Cst Hwy-California's Rte 1). Turn right onto Del Obispo St. Go for 0.8 mi. Turn left onto Stonehill Dr. Go for 0.3 mi. Make a left at the signal light into Gloria Dei parking lot.



## Surfside Quilters Guild

Guild meetings are held the second Tuesday of each month.  
For more information visit our website.

<https://www.surfsidequiltersguild.org>



Surfside Quilters Guild | PO Box 3295 | San Clemente, CA 92674 US

[Unsubscribe](#) | [Update Profile](#) | [Constant Contact Data Notice](#)





Try email marketing for free today!