



Volume 15 - No. 9
Editor: Deanne Meidell



Guild Meeting
Tuesday, January 9, 2024

10:00 am - 12:00 pm
9:30 am Welcome & Check In

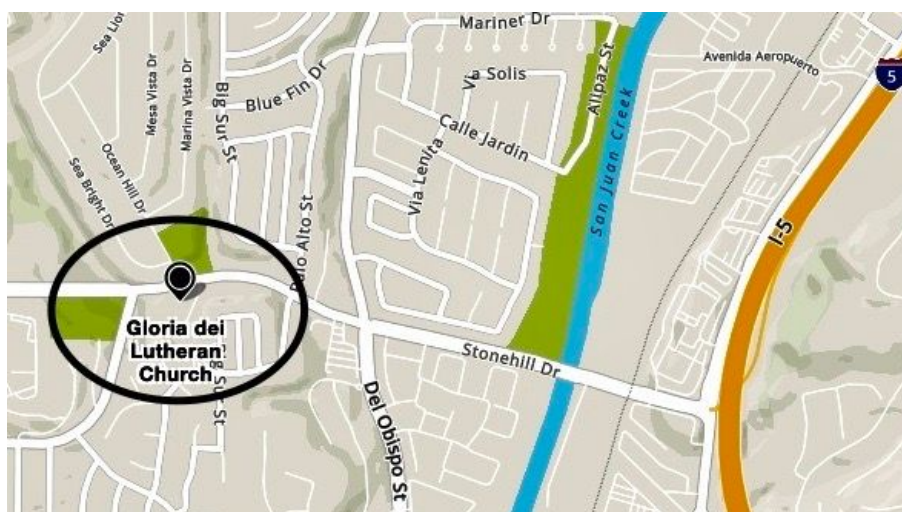
Surfside Welcomes 2024 With a New Meeting Location

Gloria Dei Lutheran Church
33501 Stonehill Dr. - Dana Point



Bankson Hall
(The location of November Fest)

Please wait for Charlotte to open the door at 9:00 am.
(Don't interrupt the workers in the church office.)



(Driving directions may be found at the end of the newsletter.)

ELEVATOR AT GLORIA DEI LUTHERAN CHURCH

If you park at the lower end of the parking lot, walk through the garden maze. On the other side, below the old sanctuary, is an elevator. Select 3rd floor and it will take you upstairs to Bankson Hall.

**Speaker: Heidi Stagno****"How to Select Quilting Designs For Your Quilt Top"**

Heidi has been professionally long-arm quilting for over 20 years. She has won many awards for her quilting and loves teaching others her techniques. Heidi and her family live in Yucaipa, CA. The beautiful city of Yucaipa feels just like the small town of Pocatello, Idaho, where Heidi grew-up.



Her grandmother, Leota, taught her to tie quilts. This was more of a utilitarian style of quilting, but it started her fascination with fabric, design, and texture. We look forward to welcoming Heidi back to our Guild!

**December Meeting Recap
Holiday Stocking Project**

From Debbie Myers: Thank you Surfside Quilters for raising the spirits and bringing a smile to the faces of children, teens, and seniors this holiday season. The 230+ handmade stockings, 55 pillowcases, and 155 quilts will warm hearts as well as toes. Your generous donations and hard work made all this magic possible.

I especially appreciate the efforts of Jeanette Brooks, Linda Chiu, and Nancy Pestal.

Happy Holidays, everyone! You can now settle down for a long winter's nap.





Jan Kemp, Jeanne Tavasci,
Jeanette Brooks

Jeanette Brooks reported \$1,300 was donated
to buy items to fill the stockings.
Thank you, Guild members!



Family Assistance Ministries San Clemente



Taylor Payne, at FAM in San Clemente,
received the box of filled stockings
from Surfside Quilters Guild. She was
especially thrilled that the stockings
were "handmade."

Laguna Beach Youth Shelter



Chelsea Burch (center), Director,
Laguna Beach Youth Shelter,
was thrilled to receive the donation
of quilts, pillowcases, and stockings
filled with sweet treats and small
toys for residents.

Meals on Wheels

*"Thank you Surfside Quilters for
brightening the lives of children and*



young teens who are residing at Laguna Beach Youth Shelter this holiday season. Your generous donation of quilts, pillowcases, and stockings will make a positive difference for the children and teens residing at the Laguna Beach Youth Shelter."

Above: Claudia Redfern (right) and Rose Ann Kelly Shultis (left) delivered the stockings.

Orangewood Children And Family Center



San Clemente Woman's Club

15m · 🌐

The director of the Dorothy Visser Sr. Center, Beth Apodaca, wants to thank everyone for contributing so generously to the "Adopt a Senior for Christmas" program. As you can see, Beth's office is full of gifts ...as is the "Meals on Wheels" office with quilted stockings 🧦 full of gifts made & donated by Seaside Quilting Guild. ❤️💚 #agewell

She meant Surfside, instead of Seaside. :)

San Clemente Military Family Outreach

"SCMFO is grateful to the Surfside Quilters Guild and the two of you, especially, as Philanthropy Chairs, (Linda Chiu & Nancy Pestal) for donating filled Christmas stockings for 40+ military kids at Camp Pendleton this Christmas!"

Judy Franz from SCMFO attended our December Guild Meeting and delivered the stockings later that day.



Jeanette Brooks (left) delivered 40 quilts, 40 stockings, and 40 pillowcases to Michelle Estrada (right), Community Engagement Manager at Orangewood.



From Nancy Pestal and Linda Chiu, Philanthropy: We want to send a special "Thank You" to everyone who helped make the deliveries, and to all



the elves who filled stockings at the meeting. It was such a fun event. We had a great response from the groups who received our donations.



Many members wore bright, flashing, festive holiday wear to the December Meeting!

(Thanks to Del Thomas and others for many wonderful photos this month!)



Susan Staebell



Nancy Pestal, Linda Chiu



Jan Kemp, Jeanne Tavasci



Elizabeth Geer



Debbie Myers



Deanne Meidell



Barbarann Christensen,
Holly Betz



Annette Leinen



Cool Dude

Mary Mulcahey - President



January, 2024

After a wonderful day of stuffing stockings and surviving the holidays, it's time to relax a little and do some serious quilting. While we're merrily stitching away, we can celebrate our own version of winter, maybe with a little rain thrown in, and sing some January (winter) songs. For winter songs we need look no further than several December (Christmas) songs that have nothing to do with Christmas, but with winter, in places where it actually snows. These would include "Jingle Bells," "Winter Wonderland," and "Let it Snow." Or we could sing the songs Elizabeth comes up with for us as we ride the bus to Road to CA. Or you can sing whatever moves you while you sew. (Right now, I need to get back to sewing Christmas gifts before January gets here.)

I'll see you all next year at our new meeting place – Gloria Dei Lutheran Church in Dana Point.

November Fest Final Report - Susan Ritschel

November Fest Results!

Thanks to the tremendous work of so many, I am overjoyed to announce that this year's November Fest was the most successful ever! Not only did we achieve record sales and attendance, everyone had fun!!



The total amount raised exceeded \$22,000, about \$9,000 more than raised at the last event. Just amazing! This could not have happened without the commitment of committee members, volunteers, and a very involved membership that donated Quilts, Opportunity Baskets, Boutique and Silent Auction items and their time



(From left: Susan Ritschel, Julie Kemmerer, Nancy Northrup, Jeanette Brooks, Elizabeth Geer)

A very special thanks is due to the following members of the committee who went above and beyond to make sure this year's November Fest was a success:

- Sherri Peltier and Julie Kemmerer: These two amazing ladies created a majority of the beautiful items sold in the Boutique. As Sherri said at a recent meeting, "Everyone needs to buy a pillow as we've made so many!" And they did! It was the most amazing and successful Boutique ever. (net proceeds \$7,871.00)
- Elizabeth Geer: Not only did she provide our musical entertainment, Elizabeth did a phenomenal job organizing, promoting and finalizing every last detail of the Opportunity Basket portion of the event. (net proceeds \$4,065.00)
- Vickie Janis and Nancy Northrup: They did an incredible job of soliciting, collecting, and preparing the gorgeous Live Auction quilts. Those winning bidders were so happy to be going home with a beautiful one-of-a-kind treasure! (net proceeds \$7,087.00)
- I headed up the Silent Auction, with help from Mary Arter and Gail Licata on the day of the Fest – so grateful to all who donated an item. (net proceeds \$3,759.00)
- Charlotte Runyan: Our Facility coordinator extraordinaire, Charlotte ensured the venue was prepared for us and did a fantastic job. I know we all look forward to our 2024 meetings being held at our new location at Gloria Dei Lutheran Church under Charlotte's guidance.

- Nancy Ota: Our diligent Treasurer did a great job making sure we were prepared to collect payments and has spent countless hours finalizing the financial statements so we know how we did!
- Vivien Hawker and Jaine Culbertson: Thanks to Viv as our Fest Hospitality chair, and all who brought refreshments, we were all very well fed and hydrated! Thanks also to Jaine who prepped and ironed all of our linens prior to the event.
- Jeannette Brooks: Did such an incredible job promoting the event on Facebook every single day in the months before the event – we all looked forward to seeing her posts with photos and fun, creative descriptions of the Quilts, Boutique, and Silent Auction items every morning – Thank you, Jeanette!
- Sharon Whelan: Our event info was published in the local newspapers and she made sure the other guilds and quilt shops had plenty of fliers to hand out – Thank you, Sharon!

Thanks also to:

- Nancy Pestal and Linda Chiu for creating a lovely Philanthropy display highlighting all the Guild has done to provide quilts, pillowcases, and other requested items to those in need throughout the community.
- Lyn Mann, who did an outstanding job as always as our auctioneer.
- Carol Gobrogge for welcoming members and guests with a smile and information.
- Katy Lillie for help with cashiering and offering to help where needed.
- Dave and Peggy Dutcher for helping with cashiering, set-up/clean-up, and for selling our remaining Boutique items in their craft fair booth following the Fest.
- Maggie Bell for always allowing the committee the use of her clubhouse for our meetings.

Please forgive me if I've left anyone out! Just know that everyone who helped in any way, encouraged guests to attend, purchased items – you are all appreciated!!

And.....a huge shout out to everyone who created and donated an Auction Quilt, Opportunity Basket, Boutique item or Silent Auction item!! Your donations are what allowed the Fest to raise the funds it did in the first place!! THANK YOU!!

Lastly, to everyone who helped with set-up, Live Auction assistance, Opportunity Basket ticket sales, cashiering, clean up, and troubleshooting throughout the event, we couldn't have done it without you!!!!

With unending gratitude,

Susan Ritschel

Thank
you ❤️

Thank you, Susan!

Susan Ritschel, Chair, was a whirlwind of organization and good cheer as she led the November Fest committees.



Workshops - Mary Arter & Monica Shafer



Workshop Sign Up Info

To sign up for any workshop, email Mary Arter at mearter@gmail.com then send her a check. Please make checks payable to Surfside Quilters Guild (no abbreviations). For more information, contact Mary.

December Raffle Winner: Lisha Sante

January Workshop

Wednesday, January 10, 2024

Heidi Stagno

**Hand Guided Free-Motion Quilting Sampler
Level #1**

9:30 AM to 3:30 PM

Gloria Dei Lutheran Church - Dana Point



Description: *This is a technique workshop.* Join Heidi Stagno and learn how to create beautiful quilting designs that enhance your quilt top, by mixing rulers, feathers, and background fills.

#1 Ruler Work...Using rulers when quilting creates a beautiful framework for the texture and movement. Ruler work gives structure and purpose to the placement of all other quilting. In this class you will learn: how to properly hold and position rulers, how to mark your quilt for ruler placement, and how to maintain control of the ruler and machine to achieve precise quilting lines.

#2 Feathers...Feathers are the main characters in any quilt. The feathers will steal the show and make any quilt extra special. In this class you will learn: basic feather formation, how to quilt a multi-directional feather, and symmetrical plume size and shape.

#3 Background Fills...Background fills are the staple when custom quilting. It is last, but not least, when it comes to choosing the quilting designs for your quilt top. The purpose of the background fills is to showcase the featured quilting designs and support the definition of the ruler work. In this class you will learn: how to create a curling background fill to be used at any scale, how to fill a negative space with a systematic approach but looks random, and how to flip and rotate a design to give movement and fluidity to the quilt.

Pattern: There is no pattern required.

Supply List: Pick up a copy of the supply list when you register. Note: Heidi will have supplies and practice quilt sandwiches available for purchase if you don't want to prepare your own.

Cost: The cost of the workshop is \$25. Please make checks payable to Surfside Quilters Guild.

February Workshop

Wednesday, February 14, 2024

Sarah Goer

Building an Improv Toolbox

9:30 AM to 3:30 PM

Gloria Dei Lutheran Church - Dana Point



Description: In this fast-paced workshop, Sarah Goer will teach a wide variety of improvisational piecing techniques. Discover how fun and easy it is to create these improv elements for use in your existing quilt projects, or as the start of a new project. Each prompt will be introduced and demonstrated; then time will be allowed for making one or more units with each technique.

Pattern: There is no pattern required for this workshop.

Supply List: Pick up a copy of the supply list when you register.

Cost: The cost of the workshop is \$25. Please make checks payable to Surfside Quilters Guild.

March Workshop

**Wednesday,
March 13, 2024
Cindy Lohbeck**

**Magical Mandalas
Snow and Ice Fabric Dyeing**

**9:30 AM to 3:30 PM
Gloria Dei Lutheran Church - Dana Pt.**



Description: Magical Mandalas is an adventure in ice dyeing. Each student will fold, pleat, and bind 9 different 22" x 22" mandalas, each uniquely individual. Cindy Lohbeck's skill builder approach will leave you with an understanding of the nature of ice dyeing, as well as a beautiful stash! Each student will receive a reusable tool kit so the fun can continue at home!

Kit: There is a required kit that you will purchase from Cindy for \$75. The kit includes high quality PFD (Prepared for Dyeing) fabric, a choice of dye colorway, mixing cups, measuring cups, spoons, funnel, squeeze bottles, and Cindy's awesome Ice Dyeing Flexi-Net. You will need to provide a plastic tote with lid.

Supply List: Pick up a copy of the supply list when you register.

Cost: The cost of the workshop is \$25. Please make checks payable to Surfside Quilters Guild.

Nominating Committee - Debbie Myers

Happy New Year! It's 2024—how quickly time flies when one is spending time with other quilters.

The 2023-2024 Surfside Quilters Guild "year" actually ends in April, 2024. At that time, a new board will take over and a new year of speakers, workshops, and special events will begin.

To make this happen, we need people willing to become officers and to lead committees. Sound scary? Ah come on....we're all friends.

Attempt something new—become an officer. If it sounds like too much work or you don't like to talk at the microphone, partner up with a friend. In fact, some positions such as Facilities work best as a team.

We have a manual for each of the positions and you can get help from others just by asking at General and Board meetings.

Specifically, we're looking for individuals or partners to volunteer for the following executive positions:

President*

1st VP Programs

2nd VP Membership*

3rd VP Facilities

Secretary

Treasurer

Please give Debbie Myers a call if you're interested.

*We have candidates for these positions or current officers would like to continue. You are still welcome to volunteer.

Parliamentarian - Debbie Myers

Surfside Quilters Guild members will be asked to approve changes to the Guild's Bylaws at the January 9, 2024, General Meeting. The executive board duties of the 3rd Vice President, Facilities will be expanded.

Article IV - EXECUTIVE BOARD & DUTIES, Section 7:

Currently reads:

The 3rd Vice President (Facilities) shall serve as the Guild's liaison officer and meeting site manager. The 3rd Vice President shall also be responsible for maintaining equipment and continuously updating records of all equipment and articles other than any library materials. The records identify the location, use, warranties and operating instructions. Guild equipment is to be used for Guild functions only.

Change to:

The 3rd Vice President (Facilities) shall serve as the Guild's liaison officer and meeting site manager. They shall be responsible for negotiating and maintaining contracts and insurance for guild meeting sites (general meeting, workshops, philanthropy and special events).

The 3rd Vice President shall also be responsible for maintaining equipment and continuously updating records of all equipment and articles, other than library

materials. The records identify the location, use, warranties and operating instructions. Guild equipment is to be used for Guild functions only.

Article XI - AUTHORITY, Section 4:

Currently reads:

All contracts of the Guild, except for speakers, must be approved by the Board prior to signature and must be signed by the President and the applicable chairperson. The 1st Vice President, Programs, shall be responsible for speakers-workshop contracts.

Change to:

All contracts of the Guild, except for speakers **and facilities**, must be approved by the Board prior to signature and must be signed by the President and applicable chairperson. The 1st Vice President, Programs, shall be responsible for speakers-workshop contracts. **The 3rd Vice President, Facilities, shall be responsible for facilities contracts.**

Reason for the change:

During the past few years, Surfside Quilters Guild has had to move its location several times—necessitating additional rental contracts and insurance policies. The proposed change better describes the 3rd Vice President, Facilities actual duties.

President's Quilt - Debbie Myers



Days of Wine & Quilting

President's Quilt For Mary Mulcahey

One of the nicer traditions of Surfside Quilters Guild is to present a quilt to the out-going President at the end of her term.

Please consider making a block for Mary's President's Quilt. Pick up a copy of the flyer with a 6 1/2 inch square of background batik fabric at the January Meeting. Details follow.

Theme: Wine & Quilting

Colors: Mary has chosen Hoffman's batik, 581 Bluegrass, for the block background. Attached is a 6 1/2 square of this fabric. I have more if needed.

Block ideas: quilting notions such as pincushion, iron, sewing machine, etc. or wine glass, wine cork, wine label, grapes, etc.—use your imagination or google: **wine quilts or quilting notions** on your phone or computer. Any technique is acceptable. Please make sure embellishments are securely attached.

Block size: 5 inch finished; we will trim the block to 5 1/2 inches. Please keep your design within the 5 inch area—we don't want to have to cut off your work.

Signature: Sign your block within the 5"x5" space; I'll have a pen at the meeting.

Due date: I will collect blocks at the January, February, and March Guild meetings. **Final date is March 12, 2024, Guild Meeting.**

Questions: Debbie Myers 714-925-1936 or strong2legs@outlook.com

Philanthropy - Linda Chiu & Nancy Pestal

From Linda & Nancy... December was a busy month for Philanthropy. We delivered 155 quilts, 85 pillowcases, and 220 stockings to Meals on Wheels, Orangewood, Waymakers Youth Shelter in Laguna Beach, and the Marines in Camp Pendleton.

Thank You to everyone who helped to make this possible!

**We hope to start the New Year with some New Members
Who join Philanthropy!
Wednesday, January 17, is our next sew day.**

This is a great group of members who love to sew and donate quilts to the community. Everyone is invited to participate in Philanthropy.

We will be there from 9:30 AM to around 1:30 PM.
Please drive around to the back of the building and park there.
It will be easy access to the room we meet in.

Please stop by for any part of the day that you can, bring a sewing machine to do some sewing, help sort fabric, find backs for finished tops, make kits, or share some of your great ideas. If you need extra lighting when you sew, it would be a good idea to bring a small light.



**Looking ahead we need a little bit of everything.
Our quilt inventory is down to 46.**

Teen Quilts for the Foster/Youth Shelters

Baby Quilts (45" x 45") the Marine Baby shower in January

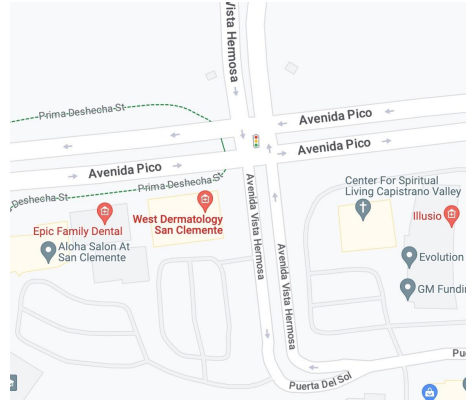
Adult quilts for VA and Meals on Wheels

Pillowcases for CHO

Philanthropy Location

Center For Spiritual Living
1201 Puerta Del Sol
(Talega) San Clemente

Park behind the building
for easy access to our room.



The new location is great with
storage on site!

Hospitality - Jaine Culbertson

**Guild Members are invited to bring treats for their
birthday month....or any month!**



Hospitality Drawing Winners: Karen Wendel (left) and Carol Gobrogge (right)
With Hospitality Chair: Jaine Culbertson

Monthly Mini Katy Lillie

The January Monthly Mini is a pretty pillow.

Buy your lucky ticket from Katy Lillie.
\$1 each or 6 for \$5



December Monthly Mini Winners



Juanita Bass (left) won the wool candle mat made by Sheri Hill (right).



Janis Toman (left) won the bag made by Mary Arter (right).

Show & Tell - Angela Miller & Hiroko Moriwaki

January is the time to bring all the "Show & Tells" from this past year that you have finished, and not had a chance to share. We have definitely been busy at the Guild with raising money and giving back to the community.....
And now Show & Tell returns.

It's the year of the dragon and we'd love you to share your dragon quilts. Do you know anyone born in a year of the dragon? Also, we'd love to see your "fantasy" quilts (this is a time to show your playful side!).

Next month we are inviting our Guild members who are a bit reluctant to share to come and show a quilt and engage us with the story of that quilt. We're giving you extra time to think about it. Every quilt has a story!

Membership Kelly Counseller & Carol Gobrogge

December Name Tag Drawing Winners



For our final General Meeting of 2023, our attendance was 69 members. Everyone worked diligently to stuff the wonderful stockings that were destined to go to many deserving individuals. It was wonderful to see all the quilters enjoying the songs, holiday treats, and each other's company. Guild membership is 179.

We hope everyone has a wonderful Holiday and New Year!

Name tag drawing winners:

Del Thomas (left) and Juanita Bass (left) won charm packs.

Pictured with Kelly Counseller, Co-Chair.

Bus Trip to Road to CA Elizabeth Geer & Deanna Garcia

ROAD to CA Bus Trip Friday, January 19, 2024

Here we go again, quilters, to the Road to CA Quilt Show in Ontario. Cost is \$50.
Make your checks payable to Surfside Quilters Guild and mail to: Deanna Garcia, 28255 Zarza, Mission Viejo 92692.

Click here to download the registration form.

Or contact Elizabeth Geer by email or phone, to receive a registration form to put with your check. You can also sign up at the January Meeting, but the earlier the better. We already have 32 seats paid for. We'll have lots of fun again.
Happy Holidays!

<https://online.roadtocalifornia.com>



Tour & Fun Time Leaders:
Elizabeth Geer
Deanna Garcia

BLOCK OF THE MONTH - Mary Arter

January Block

Family Block of the Month: Baskets**Block 9****January** 10" finished block**Cutting:****Background:**

Cut (1) 2 1/2" square.

Cut (3) 3 1/2" squares.

Cut (2) 2 1/2" x 6 1/2" rectangles.

Cut (2) 4 1/2" squares.

Basket:

Cut (2) 2 1/2" squares (yellow).

Cut (1) 3 1/2" square (yellow).

Cut (3) 3 1/2" squares (blue).

Cut (1) 3 1/2" square (red).

Cut (2) 2 1/2" squares (red).

Cut (1) 5 1/2" square (red).

Cut (1) 5 1/2" square (pink).

**Sewing:****Handle**

Draw a diagonal line on the back of each 3 1/2" background square, then draw a line 1/4" to each side. These are the sewing lines. Pair background squares with two blue and one yellow 3 1/2" square. With right sides together, sew along the two outer line, then cut along the center line. Press to the dark to form (6) half square triangle units. Trim to 2 1/2" square. Sew together to form two sets for the handles (watch the placement!).

Sew the 2 1/2" background square to the blue side of one of the sets.

Body

Draw the diagonal lines on the pink 5 1/2" square. Pair with the red 5 1/2" square, sew, press and trim to 4 1/2" for (2) half square triangle units. You will only use one.

Draw the diagonal lines on the blue 3 1/2" square. Pair with the red 3 1/2" square, sew, press and trim to 2 1/2" for (2) half square triangle units.

Sew a yellow 2 1/2" square to the blue side of the red/blue half square triangle units, watching placement.

Sew these two units to the pink/red HST, following the diagram at the right.

Draw ONE diagonal line on the back of the 4 1/2" background squares. Match the square with the two yellow squares so the diagonal lines runs corner to blue corner. Sew on the diagonal line, then trim to a 1/4" seam and press.

Base

Sew the two 2 1/2" red squares to the end of each of the 2 1/2" x 6 1/2" background rectangles. Press to the background - this will help in the final step!

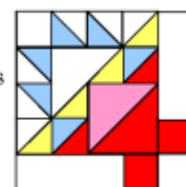
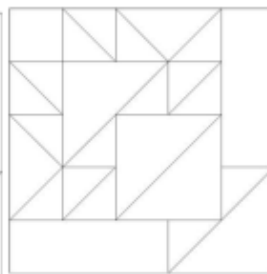
Basket Assembly

Sew the shorter handle piece to one side of the body, making sure the half square triangles are going the right direction.

Sew the longer handle piece to the other side, lining up your seam intersection where it meets the other handle piece.

Sew the two base rectangle/square segments to either side of the basket.

Draw a diagonal line on the back of the 4 1/2" square. Align the diagonal with the corners of the red squares that form the base of the basket. This is where pressing to the background helps - you need to line up with the edge of the square in the seam allowance. Sew on the diagonal line (be careful to match the seam intersection point on the other side!) and trim to a 1/4" seam. Press to the background if it's dark enough to hide the colored fabrics, otherwise press to the colors.



2023-2024 Block of the Month Basket Collection

Join us and make a collection of baskets designed by Sandi Walton of Piecemeal Quilts. The nine blocks (each is 10" square finished) are pieced, then combined with

sashing and borders for a completed lap-size quilt (about 42 in. square).

If you don't want to make the entire quilt, make just a few blocks for a cute table runner. You can combine four blocks for a 20-inch pillow top or make a single block for a small pillow or a mini quilt suitable for hanging. The finished quilt would also make a great donation to Philanthropy. **See Mary Arter's Quilt above ... finished, quilted, bound!**

Choose your own adventure with your fabric choices: traditional prints, modern bright colors, red/green for a Christmas theme, red/white/blue for a patriotic quilt, or make it totally scrappy.



The Blocks: Every month from June through March (except November), directions for a new basket block will be published in the Guild newsletter and on the website, and it will be available as a hard copy at the Guild meeting. Also in March, I will have directions for sashing, cornerstones, and border. Use the month of April to get caught up and to quilt and bind your project. In May, bring your quilt top (doesn't need to be quilted), table runner, pillow, or whatever to the Guild meeting to show and for a chance to win a prize.

Fabric Requirements: To make the complete quilt, using the colors in Sandi's directions, you will need:

- 1 yard background fabric
- 1 fat quarter EACH of blue, yellow, green, pink, and red fabrics
- Small quantities of light pink, dark pink, light blue, and dark blue (these are used in only one or two blocks)
- 1 yard sashing/border fabric (I used the same as my block background fabric)
- 1 fat quarter for cornerstones

Used with permission: Copyright: This is pretty common sense stuff. Do not mass produce and sell quilts made from my patterns. Print a free pattern in its entirety as many times as you like and share it with your friends or guild. Use it to make quilts for gifts, fundraisers, competition, donation, or to make and sell singly. I'd love it if you send me an email if you're using it for something special, but you don't have to. Do not reproduce my instructions in whole or in part and sell them. For purchased patterns, the only additional restriction is that you cannot share the pattern without prior written consent. Please ask – I am open to sharing them depending on the request. It comes down to this: If the way you wish to use it could prevent me from selling a pattern, don't do it without asking me. Piecemeal Quilts (Baskets BOM)

Sunshine and Shadows January, 2024



“Friendships between women, as any woman will tell you, are built of a thousand small kindnesses... swapped back and forth and over again.”

-Michelle Obama

To the men in our guild, we say just how grateful we are to have your participation, help, and input all year long.

As we roll into the new year, we think of all the friends and good times we have enjoyed together over the past year.

For this month we have nothing new to report. So let's remember our longtime sisters and brothers in the Guild with thoughts of gratitude and joy.

Please remember to send a little card to Sumi Maruyama at 2070 250th Street, Lomita, CA 90717, or call her at 949-533-0158.

Please contact me at deniseriley77@mac.com if you have any additions to Sunshine and Shadows. Be sure to put “SQG” in the subject line. Also, please let me know if you would like to help with showing new members around guild meetings.

Treasurer's Report

Surfside Quilters Guild Income & Expenses November 2023

	INCOME		November
	BEGINNING BALANCE		42,256.71
	Membership Dues		40.00
	Nov Fest Quilt Auction		4,227.30
	Nov Fest Boutique		5,300.00
	Nov Fest Raffle Baskets		3,919.00
	Nov Fest Quilt Silent Auction		1,837.55
	Nov Fest Square/Charge		9,019.25
	TOTAL INCOME		24,343.10
	EXPENSES		
	Block of Month/Fabric		82.60
	General Mtg Rent		200.00
	Nov Fest Auction		250.00
	Nov Fest Boutique		204.43
	Nov Fest General/Square		91.55
	Nov Fest Raffle Baskets		77.57
	Nov Fest Silent Auction		60.01
	Nov Fest Hospitality		95.36
	Parliamentarian		26.79
	Philanthropy Rent		120.00
	Philanthropy Storage Rent		340.00
	President's Quilt		96.07
	Speaker Expenses		691.90
	Workshops Teacher/Sewcials		33.91
	TOTAL EXPENSES		2,370.19
	INCOME less EXPENSES		21,972.91
	Checking Account Balance		64,229.62
	Certificates of Deposit		20,307.86
	ENDING BALANCE		84,537.48

Surfside Quilters Guild Board Meetings


Everyone is always welcome to attend the board meetings:

3rd Tuesday of each month at 10:00 am
Seaside Villas Clubhouse in Dana Point.

Parking near the clubhouse is limited—
See the map for remote parking.



PHD - "Projects Happily Done"



PHD, "Projects Happily Done," is an open friendship group meeting the 4th Friday of the month, January thru October each year. We share our projects, ideas and questions. Bring your list of 9 projects and you'll be encouraged, supported, and enticed into finishing one project a month. Call Sheri Hill for more information.

HAPPY JANUARY BIRTHDAY!

Jaine Culbertson - 8
Jan Harmon - 9
Joni Downum - 13
Betty Drake - 15
Claire Bell- 17
Kathryn Firman - 18
Pam Peeler - 19
Cathy Harris - 19
Sherri Peltier - 22
Arline Stroup - 28



2023-2024 Guild Officers and Committees

EXECUTIVE BOARD:

President - Mary Mulcahey
1st VP Programs - Jeanette Brooks
2nd VP Membership - Kelly Counseller, Carol Gobrogge
3rd VP Facilities - Charlotte Runyan
Secretary - Vivien Hawker
Treasurer - Nancy Ota
Parliamentarian - Debbie Myers

STANDING COMMITTEES:

Block of the Month - Mary Arter
 Hospitality - Jaine Culbertson
 Monthly Mini - Katy Lillie
 Newsletter Editor - Deanne Meidell
 Newsletter Proofing - Sharon Whelan
 November Fest - Susan Ritschel
 Philanthropy - Linda Chiu, Nancy Pestal
 Publicity/Sponsors - Sharon Whelan
 SCCQG Representative - Del Thomas
 Show & Tell - Angela Miller, Hiroko Moriwaki
 Sunshine & Shadows - Denise Riley
 Volunteer Coordinator - Pam Hadfield
 Welcoming/Friendship - Denise Riley
 Workshops - Mary Arter, Monica Shafer


SPECIAL COMMITTEES:

Bus Trips - Elizabeth Geer, Deanna Garcia
 Compliance Officer
 IT Maintenance - Sandy Scott
 Let's Get to Know
 Magazine Recycling - Laura Miller
 Photography - Del Thomas
 Retreat - Michelle Howe
 Web Mailing - Michelle Howe

The Surfside Quilters Guild, a 501(c)(3) corporation was established March 2009 to promote quilting and fiber arts in the South Orange County area. The Guild offers the opportunity to share experiences with other quilters in an atmosphere of fellowship as well as to enhance the knowledge and skills of its membership. Newsletters are distributed via the internet. Meetings are the second Tuesday of the Month. Dues are \$40 annually for the membership year from May 1st through April 30th. Guests are always welcome for a donation of \$5. Membership and Volunteer forms are available on our website.

Publicity and Sponsors - Sharon Whelan

Find current information about Guild activities on Facebook and The Patch.



Thank You To Our Sponsors



Orange Quilt Bee
 Pebble Gilb & Lisa Wiltse
 Owners
 714-639-3245
 628 E Katella Ave. · Orange, CA 92867
 www.orangequiltbee.com
 oqbshop@orangequiltbee.com
 Hours: Mon-Thu: 10-8, Fri-Sat: 10-5, Sun: 12-4

PAL's
Sewing & Vacuum
 www.PalsSewVac.com
 949-645-7257

2299 Harbor Blvd, Costa Mesa, CA 92626
 Mon-Fri: 10am-6pm Sat: 10am-5pm Sun: Closed



JANOME




Stitch 'n Thyme
 Longarm quilting service
 Karen Wendel
 (949) 201-0465
 KLWendel@Outlook.com



Kawaii
 Ota Patterns

Nancy Ota

Website:

kawaiiotapatterns.com

Questions email:

kawaiiotapatterns@icloud.com



Cookie Co.
 MISSION VIEJO
 25106 Marguerite Pkwy Unit B
 Mission Viejo, CA 92692
 ☎ 949.215.0146
 ✉ missionviejo@cookieco.com
 🌐 www.cookieco.com
 📱 Cookie Co. Mission Viejo

JUDY NUNN
GRAMMY'S QUILTS
 (PRECUTS, NOTIONS & FABRIC)
 23426 Villena, Mission Viejo. 92692
 call/text: 949.233.5640
 email: grammynunn@gmail.com

Moore's
 Sewing Machines · Ceiling Fans · Vacuums
 Specialists in Sales & Service
 A Fourth Generation Family Business
 MISSION VIEJO · 25390 Marguerite Pkwy. · (949) 580-2520
 HUNTINGTON BEACH · 15041 Goldenwest St. · (714) 899-3222
 CORONA · 591 N. McKinley St., Suite 106 · (951) 736-5457
 BREA · 2315 E. Imperial Hwy., Suite B · (714) 279-6830
 TEMECULA · 26490 Ynez Road, Suites F & G · (951) 297-3796

www.moores-sew.com



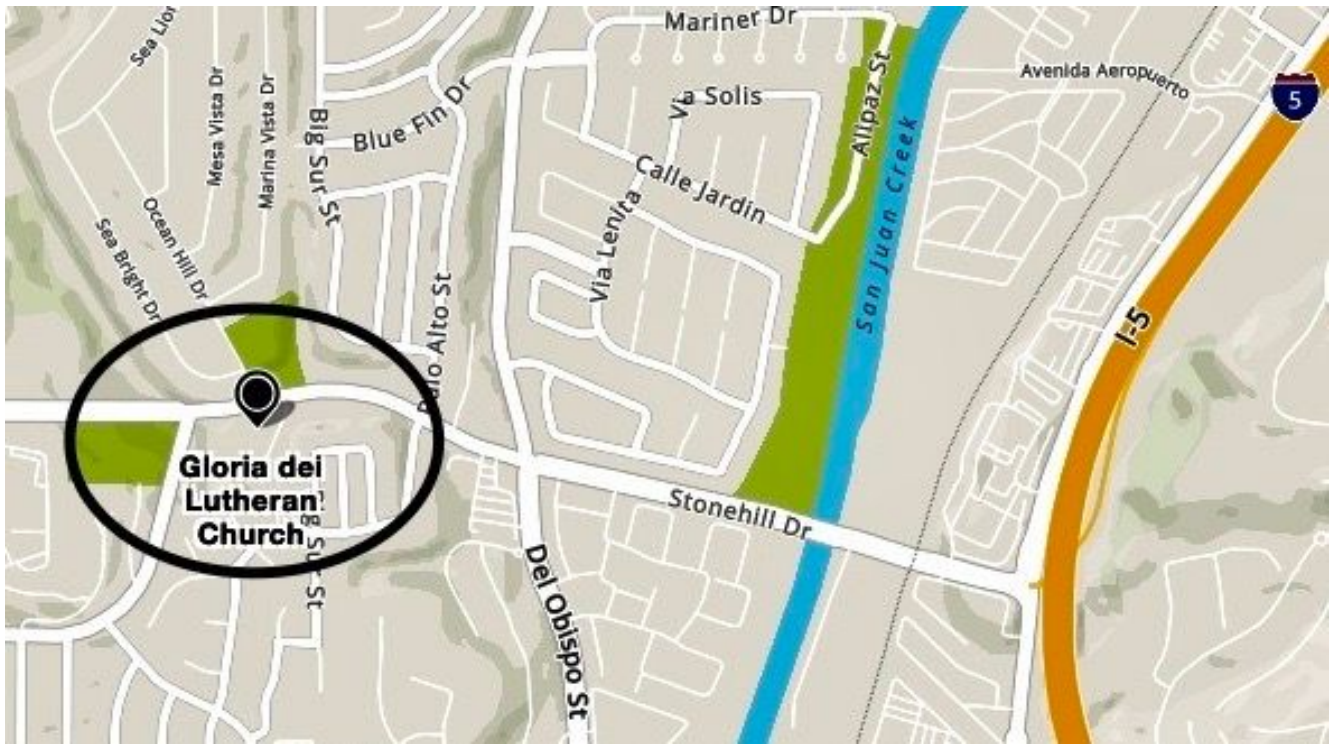
Sew Treasured Quilt Shop
 26855 Jefferson Ave
 Suite D
 Murrieta, CA 92562
 (951) 304-9787
 sewtreasuredquiltshop.com

OUTLAW QUILTING
Longarm Quilting Services

 Vivien Hawker
 949-375-1037
 outlawquilting@gmail.com

Mel's
Sewing & Fabric Center
 ANAHEIM
 1189 N. Euclid St 92801
 714.774.3460
 Sales & Repair
 www.melssewing.com
 Family Owned Since 1956
 TUSTIN
 600 E. First St 92780
 714.669.0583


 FOR THE LOVE OF SEWING



Meeting location: Gloria Dei Lutheran Church, 33501 Stonehill, Dana Pt.

From North:

Take 5 Freeway south and exit Camino Capistrano, exit #81.
Turn left onto Camino Capistrano and proceed to Stonehill Drive.
Make a right and go up the hill past Del Obispo Dr. You will make a left hand turn at the next light which takes you directly into the Gloria Dei parking lot.

From South:

Take 5 Freeway Northbound. Exit 79 toward CA-1/Pacific Coast Hwy onto CA-1 N (Pacific Cst Hwy-California's Rte 1). Turn right onto Del Obispo St. Go for 0.8 mi. Turn left onto Stonehill Dr. Go for 0.3 mi. Make a left at the signal light into Gloria Dei parking lot.



Surfside Quilters Guild

Guild meetings are held the second Tuesday of each month.
For more information visit our website.

<http://www.surfsidequiltersguild.org>



Surfside Quilters Guild | PO Box 3295, San Clemente, CA 92674

[Unsubscribe mhowe93@gmail.com](mailto:mhowe93@gmail.com)

[Update Profile](#) | [Constant Contact Data Notice](#)

Sent by deannem@cox.net powered by



Try email marketing for free today!