



Volume 14 - No. 10  
Editor: Deanne Meidell

## Guild Meeting

**Tuesday, February 14, 2023**

9:00 am: Doors Open for Set-Up

(Note: Doors not open before 9:00)

9:30 am: Welcome & Check In

Guild Meeting: 10:00 am–12:00 pm

St. Andrew's By-The-Sea United Methodist Church

2001 Calle Frontera, San Clemente

*Happy  
Valentine's  
Day*

*Don't forget to dress warmly for our hearts are warm, but the room is chilly.*

## Mary Mulcahey - Programs



**February Program**

**Jane Haworth**

<https://janehaworth.com>

I started making art quilts after my first trip to Kauai. I came back inspired with colorful images in my head and in photographs that I needed to recreate in fabric.

I have been involved with fabric all my life. My grandmother taught me to sew. At 18, I went to college in Carlisle, England and studied Textile Design majoring in weaving. My first real job was working for Laura Ashley in Wales. The best part of

that job was the amazing sales on their fabrics. My stash had started!

I moved to Auburn, California from England in 1998, with my husband and two daughters. I have entered my quilts in quite a few competitions. My first ever entry won first place for novice quilter at the Nevada County Fair and I won a sewing machine. In 2005, my "Ocean Life at Bali Hai" quilt was accepted into the International Quilt Show at Paducah and more recently was displayed at the Pacific International Quilt Festival. My "Tribute to Charley Harper" has been shown at Sisters, Oregon in 2009, and the IQA Fall Show 2009 in Houston.

My biggest love in quilting is color and fabric. Kaffe Fassett has been a big influence. I heard him speak at college in 1984 and spent years knitting his sweater patterns.

The technique I use on my quilts is mostly raw-edge collage appliqué. This allows me to cut, layer and then glue the fabrics before machine quilting them. Influences for my quilts come from many places. I use photos of landscapes, sea-life, birds and the work of illustrator Charley Harper. <https://www.charleyharperartstudio.com/>

## **Future Programs in 2023**

**March: Karen Brow-Meier**

**April: Laurette Crites**



## **Workshops - Mary Arter & Monica Shafer**

**January Workshop -- At the Beach  
With Tina Curran**



Charlotte Runyan and her friend, Vicki, who was visiting from South Carolina



Sherry Smith and Debbie Myers



Katy Lillie




Janis Toman and Jeanne Tavasci

**Looking forward to seeing "At the Beach" quilts at future Show & Tells.**



Tina Curran and Denise  
Riley



To sign up for any workshop, email **Mary Arter** at **mearter@gmail.com**, then send her a check. Please make checks payable to Surfside Quilters Guild (no abbreviations). For more information, contact Mary.

**January Workshop Raffle Winner:**  
**Denise Riley**

**No Workshop in March.**



**Lauretta Crites Workshop**  
**Cutting Mat Tote Bag**

**Wednesday, April 12, 2023**  
**9:30 AM to 3:30 PM**  
**Gloria Dei Lutheran Church**  
**(Dana Point)**

**Description:** Do you want to make traveling with your full-size mat easier? Have you ever wished for a LARGE sturdy bag for vacationing or taking quilts to show and tell? Make taking your tools super easy with this Lauretta Crites Designs tote bag designed to carry your 18" x 24" rotary cutting mat and 6" x 24-1/2" rotary ruler with plenty of room for extra class supplies. Starting with quilted fabric this bag goes together so quickly you should be able to finish it in class, then throw it over your shoulder and use it to carry your supplies back home!



along" project started in October 2001 in Baja during a surf trip to San Juanico.

The quilt is composed of nine Volkswagen buses. All nine blocks were sewn together by September 2002 and then embellishing began with characters from a collection of conversation prints. There were buses of surfers, mambo singers, a wild life version with bears, and another with space aliens among other craziness.

It was machine quilted to resemble puzzle pieces. Painting the puzzle pieces for some reason seemed like a good idea—so some of them are metallic colors. It's a mystery why that happened but I did have a sore throat at the time so maybe it was the cold medicine (funny, what one remembers). Then, a "brilliant" idea occurred: one of the pieces should be missing—a piece was cut out of the finished quilt. Yikes!

When her boys were young, Jeanette drove a series of much-loved Volkswagen buses (and has a vivid tale of driving one back through the storm winds of Palm Springs when she was about nine months pregnant). It seemed fitting that she should own the quilt. It has hung on her wall for about 17 years.

Anyway, Elizabeth emailed in late December and asked if I'd recreate one of the blocks as a mini-quilt for a bus trip door prize. I wondered if I still had the pattern.

What to do this time? I settled on a bus load of quirky quilters headed to Road to California led by Elizabeth who, of course, is leading the singing. The sky is cloudy and the road is wet but no matter, we are headed to a QUILT SHOW!

And so it goes...what memories are associated with your quilts?

## Surfside PopUp Quilt Shop Sewcial



### Surfside PopUp Quilt Shop Sewcial

**Wednesday, February 15, 2023**  
**9:30 AM to 12:00 noon**

**Gloria Dei Lutheran Church**  
**33501 Stonehill Dr., Dana Point**

Do you need new fabric, patterns, and accessories for the new year? Join us to buy some new-to-you goodies and have fun socializing with your friends at the same time. The next Surfside PopUp Quilt Shop Sewcial is on Wednesday, February 15, from 9:30 AM to 12 noon at Gloria Dei Lutheran Church. Here's what you can expect:

**Surfside Philanthropy: fat quarters, yardage, kits, books, etc.**

**Grammy's Quilts (Judy Nunn): precuts, notions, and fabric**

**Mary Arter: yarn, counted cross stitch kits and magazines**

**Candy Crain: kits, precuts, yardage, patterns**

**Mary Mulcahey: large quantity of quality fabric (yardage)**

**Go! Cube/2" strip die**

**Barbara Seidel: themed fabrics (birthday, landscape, holidays),**

**wool and threads, precuts, Poly-fil and polyester stuffing,**

**quilting needles for machines, Ami Simms fabric bowl kits,**

**patterns and templates, metallic threads, Sashiko kits,**

**fabric and bolts to cut from.**

**Victoria Crayne, Katy Lillie, and Linda Walters will also be selling.**



**The Sewcial will be held in Bankson Hall,  
at the top of the hill on the church campus.  
Parking is available on the outside perimeter  
of the upper lot. Please do not park on the  
inside curve—that is used for preschool  
drop-off, or in the lower lot.**

**Walk through the garden maze and take the elevator to the top  
of the hill. Handicap parking is available in both the upper and  
lower lots. Please bring cash or check—our sellers do not have  
credit card capability.**

## **Philanthropy - Linda Chiu & Nancy Pestal**

**You're  
Invited**

**Let's start the New Year  
With New Members too!**

This is an open invitation to  
everyone in the Guild to participate  
in Philanthropy. Our group is for

everyone who would like to work on quilts for the community.

We meet on the 3rd Wednesday each month...in February it's actually the  
fourth Wednesday, Feb. 22. Please stop by for any part of the day  
that you can, bring a sewing machine to do some sewing,  
or just stop in to see what we do there.

**Gloria Dei Lutheran Church -- 33501 Stonehill Dr, Dana Point**

If you haven't been there yet it's a great venue.  
If you need extra lighting when you sew, it would be a good idea  
to bring a small light.

## Quilt Deliveries in January

### Pillowcases

Please continue to work on pillowcases. (We plan to have kits available at each meeting.) We will deliver them to CHOC as we receive them. We are in need of children's fabric to make more. If you have something in your stash, we would be happy to put it to good use for the kids in the hospital. One yard pieces would be best.



Forty quilts and many fleece birds and also some handmade teddy bears and fabric books were donated to San Clemente Military Outreach Marine Baby Shower. Cameras from Eyewitness News LA were there filming a story! We hope to see the segment of our philanthropy group on Channel 7 News!



Small Lap Sized Quilts (about 45" square) for men and women in wheelchairs at the VA Hospital in Long Beach.  
They prefer darker colors, just big enough to cover the lap.

Lap-sized quilts for the Meals on Wheels programs for next Fall.

Kid's quilts for the Ronald McDonald House at CHOC.

*Note: Our popular November Fest auctioneer, Lyn Mann, received one of the Christmas stockings prepared by our members in December. Holly Betz reported she was very appreciative.*

## Membership - Janis Toman

### January Guild Meeting



**We had 60 members and 5 guests at the January meeting.  
We continue to have 179 members.**

**Door Prize Winner: Sherri Peltier**



Karen Wendel's dog, "Charley," is a frequent guest at Guild meetings. Such a sweet pup!



## Magazine Recycling - Laura Miller



**Magazine donations are needed for the Magazine Table at Guild meetings.**

Debra Hadley and Laura Miller at the table.

## BLOCK OF THE MONTH Holly Betz & Judy Kamman

### "Rock the Block"



# Quilts will be shown at the May Guild Meeting.

## President's Quilt - Mary Arter

**Picnics in the sand and fireworks over the ocean. Sand in your swimsuit and salt in your hair. Red, white, and blue meet sun, sand, and sea. It's Fourth of July at the beach!**

If you haven't made a block yet for Debbie Myers' president's quilt, themed "Fourth of July At the Beach," the time is now.

**Firm Deadline: March 14**



Show Debbie how much you appreciate her leadership by making a block, following the guidelines published in the December and January newsletters (I'll also have hard copies at the February 15 meeting). Check out the pictures of some of the blocks that were made so far for inspiration.

The deadline to turn in your block is March 14. Can't make it to a meeting? You can mail your block to:

Mary Arter  
6200 Colina Pacifica  
San Clemente, CA 92673



## Hospitality - Jaine Culbertson

Del Thomas was the winner of the Hospitality Door Prize at the January meeting.






## 2023 Surfside Challenge

### Challenge 2023 is coming!

Kits will be on sale for \$20 at the March meeting. They will contain the three Hoffman fat quarters that must be used in the challenge along with the theme and the rules. Jan Hirth, chairman, has made a sample using the required amount of each fabric. Her doll quilt, 18" x 20" was made in the traditional log cabin method. How sweet it is!



## Parliamentarian - Mary Arter



### 2023-2024 Officer Elections

The Nominating Committee will meet in February and decide on a slate of candidates for President, 1<sup>st</sup> VP Programs, 2<sup>nd</sup> VP Membership, 3<sup>rd</sup> VP Facilities, Secretary, and Treasurer.

If you wish to nominate someone (including yourself) for one of these positions, please submit your nomination to me by February 14. The Nominating Committee will present the slate of nominees at the March Guild meeting. At that meeting, you may make additional nominations from the floor. The election of officers will occur at the April Guild meeting. We must have a quorum of members present to hold the election, so please plan to attend.

## Philanthropy Parades

Ed.Note: Because of space limitations, the Philanthropy Parades will appear in Activity Photos on the SQG website.

**<https://www.surfsidequiltersguild.org/activity-photos.html>**

## Monthly Mini - Maggie Bell

### January Monthly Mini

Mary Arter's Gnome Monthly Mini was won by Maggie Bell, but then gifted to Jeanette Brooks. She really wanted to win it because of the place of gnomes in her Icelandic ancestry. It was fun for me to win it and give it to her. A win-win situation!  
Maggie Bell



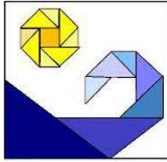
### February Monthly Mini

**What are the important items in your sewing room? Spools of thread are probably near the top of the list.**

Sherri Peltier's wall hanging (or table topper) would make a nice addition to your sewing-themed decor. It's 37.5" by 30.5", and needs a sleeve if you want to hang it on your wall (easy to add).

The striking blacks & whites with a few pops of color and the black & white striped binding would go well with any color scheme. Bring your cash (or checks) to the February 14th SQG meeting and support your guild by buying tickets: 1 for \$1.00 or 6 for \$5.00.

## Opportunity Quilt - February Meeting



## **Quilters By The Sea Long Beach**

### **"My Secret Garden"**

Members from Quilters By The Sea from Long Beach will be displaying their 2023 Opportunity Quilt at our February Guild Meeting. Raffle tickets will be available to purchase.



## **Show & Tell - Angela Miller & Hiroko Moriwaki**

**Thank you everyone for sharing your first quilts in January! What wonderful stories! See Photos below.**

**We have had nice feedback that people were impressed.**

**For February we are lucky enough to have a real Valentine's Day meeting. Please consider bringing your quilts and projects to share with the guild that represent HEARTS, LOVE and/or are RED & WHITE.**

**Many of you were busy making umbrella blocks with Tina Curran's At the Beach workshop. We'd like to see those and other newly completed "SEWN WITH LOVE" projects.**

## **Show and Tell January 2023**



### **Del Thomas Wedding Ring**

Made in approx. 1948 with grandmother's quilting group at the Grange in Clackamas, OR. I did some stitching and threaded needles. The ladies gave me the quilt and I have used it almost to a rag. Fabrics from 1920's forward.



### **Charlotte Runyan Grandmother's Flower Garden**

My first quilt was this Grandmother's Flower Garden. I wanted a project to take to college. My mother remembered a flower garden quilt that her grandmother had made. She didn't really know how to do English paper piecing. I just sewed each hexagon scrap to the next one. I have over 60 flowers, but never put them together.




### **Charlotte Runyan Lone Star**

This Lone Star was my first quilt that was completed about 1977.



### **Charlotte Runyan Birthday Flower**

The fabric selection was terrible! I used many cotton/poly blends. I pieced this one on the machine and hand quilted it. My ex-husband tried to take this one with him when he left in 1979. I should have given it to him!



I made this quilt for my 70th birthday in October. I copied a quilt that I had seen on the wall at Roxanne's quilt shop in Carpenteria. When I later returned it wasn't there. My friend had taken a picture and with the help of the sales girl we chose fabrics similar to the original. The tablecloth is made of strips pieced together. The background is quilted before the flowers are appliquéd. The flowers are a Kaffe fabric. Each one is cut and raw edge appliquéd and quilted around.



**Mary Arter**  
**Koi Pond**

This is a 2-fabric appliqué kit from Pacific Rim Quilting. I didn't like any of the quilting I did in the open spaces, so I just outline quilted all the shapes.




**Mary Arter**  
**Moana Loa**

I made this for the Abstract issue of Curated Quilts - Mini Quilt Challenge.

It will be in the April issue.

This quilt was inspired by the lava flows and resulting hardscape from the eruption of Moana Loa volcano that began on Nov. 27, 2022. The improv piecing uses almost all curved shapes. The quilting was done in parallel, lightly curving lines in a yellow variegated thread.



**Jan Hirth**  
**Kisses in the Gloom**

Made using Jen Kingwell's pattern called, "Love Letters." Her kisses are in the border and the gloom is the gray background. The rays of sunshine and turquoise sky are from Hoffman's batiks I purchased on a tour. Vivien Hawker did the machine quilting.




**Jan Hirth**  
**The Old Ohio Star**

First quilt made in about 1970. It was made with rusts and beiges. The cotton batting is quite thick, so as I quilted I didn't go through to the back fabric. I didn't know how to bind a quilt, so I turned the back over the edges. This quilt faded in its place on the rust-colored recliner over the years.



**Odette Osantowski**  
**First Quilt**

My first quilt made after retiring. I used "Learn How to Quilt." I did everything wrong...no walking foot, no quilting foot, and I didn't know how to do the binding.



**Holly Betz**  
**Alpine Sampler**

I took a sampler class in the early 1980's. The small quilt shop had limited choices but this fit with my childhood blue bedroom. It was a gift to my parents.

There's 1/4 inch echo quilting.  
Hand quilting back then was my  
favorite part of the process.



**Linda Walters**  
**Hawaiian Applique**  
This is my first appliqué  
project. It depicts Hawaiian  
royalty.



**Linda Waters**  
**Sampler**

This sampler is from the Amidon  
shop in San Diego. I pieced it in  
1994 using the Hoffman fabric of  
the year. I quilted it in 1999.



**Sherry Smith**  
**1930's Butterfly Quilt**  
My first larger quilt. I saw it displayed  
at Sewing Sisters Quilt Shop in  
Carlsbad around 2001. I had to  
make it. I loved the old-fashioned  
embroidery.



**Sherri Peltier**  
**Textile Totems**  
I saw these at the  
Houston Quilt Show  
and thought I would  
like to make some.



**Karen Wendel  
Sampler**

At Piecemakers in Costa Mesa in the 1980's, they helped me pick out the fabrics. I wasn't fond of the pink. The top took forever to make from paper templates and using scissors...no rotary cutter then. All hand-appliquéd, hand pieced and hand quilted.



**Claudia Redfern  
California Poppies**

During COVID, I asked if the 18 ladies in my friendship group would like to do an exchange. I love Tina Curran's Poppy pattern. Eight ladies completed the exchange. Only two ladies have assembled all the blocks into a finished quilt.



**Peggy Dutcher  
Santa Embroidery, Small  
Banner and Tree Block**



Peggy showed a variety of her work and thanked the guild for being so welcoming.



### **Hiroko Moriwaki** **My Very First Quilt**

My friend, Judy Yamezaki introduced me to Capistrano Adult School's quilt class in 1992. I remember I was so happy and excited to learn quilting. My very first quilt was a sampler quilt from the class taught by Suzanne Stanton. I enjoyed many more classes from Suzanne. I only hand quilted very little, so I haven't washed it yet.



### **Janice Tsuma** **My First Quilt**

A Friendship quilt sewn with my daughters, sister and mother. It was inspired by an American Girl Doll story.



### Nancy Ota First Real Quilt

I think of this as my first real quilt. It was made in my first quilt class with Suzanne Stanton when she taught at the SJC Adult Education, probably in 1988. Suzanne taught us the names of the blocks, how to draft and sew the blocks, how to appliqué, layer and quilt. Because it was my first quilt, I gave it to my husband. But Mike said, "It is nice, but you know I like blue." I told him he was a gardener, he should like green. He grew to like it and used it.

## Bus Trip Report



Elizabeth Geer reported 53 people from 5 states had a great time on the Bus Trip to Road to CA.

### Big Prize Winners

Debbie's Mini Quilt: **Does anyone know who won?**

Judy Kamman's Bag: **Janice Tsuma**

Vivien Hawker \$75 Gift Certificate for Machine Quilting won by **Pam Hadfield**

Elizabeth Geer \$75 Gift Certificate for Machine Quilting won by **Cathy Harris**

Elizabeth &  
Deanna

"We're singing on the bus..."

## Let's Get to Know by Susie Russell

## Nancy Myers

Though Nancy had sewn for many years making clothes for herself and for her children, it wasn't until her mom was diagnosed with lung cancer in 2015 that she became interested in quilting. The interest was sparked when she saw her mother who was in a lot of pain, smile for the first time when given a handmade quilt at the hospital. This was such a seminal moment for Nancy that she began taking quilt classes. Early on she took a class from Pam Hadfield (Surfside member) and then many classes at Moore's.



Through the years Nancy's quilts have been given to family members and to charities through various quilt guilds. One of the family favorites was a bright quilt of oranges and greens that matched the colors in her daughter-in-law's pet parrot.

Nancy was born in Omaha, Nebraska and lived there with her family which included 4 younger brothers. She went on to be an accountant and continued to work until her last child was born.

Recently Nancy moved to Playa del Rey but plans to continue attending Surfside Quilters Guild as often as possible. She is busy in her new location doing lots of reading and exploring with her two dogs, a Yorkie and a King Charles Cavalier.

Be sure to look for Nancy at the guild meetings.

## Amazon Smile

**Amazon is ending its charity donation program by Feb. 20, 2023, the company announced Wednesday, January 18.**

**As reported by NPR 1-19-2023**

## Sunshine & Shadows - Mary Harrigan

## Our thoughts are with these Guild members...

- Dawn Johnson's mother passed away.
- Pam Hadfield is in Utah with her mother who is ill.
- Laura Miller has moved her step-mother from Oklahoma to Dana Point. Laura also has a new grandchild.
- Margaret Arnold has entered hospice care. From the family: "Cards and prayers are appreciated. Please no phone calls, flowers or visits."

## PHD - "Projects Happily Done"


PHD, "Projects Happily Done," is an open friendship group meeting the 4th Friday of the month, January thru October each year. We share our projects, ideas and questions. Bring your list of 9 projects and you'll be encouraged, supported, and enticed into finishing one project a month. Call Sheri Hill for more information.

## HAPPY FEBRUARY BIRTHDAY!

Laura Miller – 5  
 Susan Ritschel – 7  
 Edie Long – 8  
 Barbara Seidel – 8  
 Julie Vlahos – 13  
 Janet Shannon – 14  
 Maureen Killackey– 15  
 Carolyn Pierce– 16  
 Christina Ehrenguber – 18  
 Margery Mori – 18  
 Nafsi Martin – 20



## OUT AND ABOUT IN THE QUILTING WORLD



### Valley Quilters Guild - Quilt Show

**February 10 & 11, 2023 10 am to 4 pm**

**Valley Wide Recreation Center**


**901 W. Esplanade St.**

**San Jacinto, CA**

**The Valley Quilters Guild is sponsoring this show for the pleasure of quilters and quilt lovers of So. California.**

**For More Information: [www.valleyquilters.org](http://www.valleyquilters.org)**

**From Canyon Quilters**



## **Of San Diego Feb. 18 & 19, 2023**

The Esterita Austin workshop, "Animal Portraits" sponsored by Canyon Quilters is now open for registration to non-members.

This is a 2-day workshop at Rosie's on Saturday and Sunday, February 18 and 19, 2023, from 9 am to 3 pm.

The fee is \$130 (standard rate of \$110 + \$20 kit fee).

For more information and to register:

**<https://www.canyonquilters.com/speakers-workshops-events/#event-feb>**



## **Quilt San Francisco - 2023 Friday & Saturday, March 24-25**

**Location - The Event Center at  
St. Mary's Cathedral in San Francisco**

**Guest Artist: Joe Cunningham**

**Featured Artist: Barb Strick**

300+ Quilts & Wearables on display; Special Exhibits, Vendors, Education Programs, Opportunity Quilt and more. Tickets are on sale now (\$12 pre-purchase/\$15 at door) - attend in person or virtual option.

Link for more details and purchasing tickets:

**[Quilt San Francisco 2023](#)**.

## **Treasurer's Report - Jeanette Brooks**

**Surfside Quilters Guild Income Statement**  
December 1 through December 31, 2022

Beginning Balance - December 1, 2022	\$	72,288.72
<b>Income</b>		
- Amazon Smile		-
- Bus Trip		1,500.00
- Monthly Mini		106.00
- Guests		-
- Membership		-
- Donations		-
- Philanthropy Fabric Sales		140.00
- Philanthropy Donations		-
- Retreat Fees		-
- Magazine Sales		15.25
- Workshop Raffle		26.00
- Workshop/ Sewcials		-
- Workshop/ Patterns		-
<b>Total Income</b>	<b>\$</b>	<b>1,787.25</b>
<b>Expenses</b>		
- BOM Printing		-
- Speaker Fee		-
- Speaker Expenses		-
- Bus Trip Expenses		851.48
- Philanthropy Supplies		170.24
- Philanthropy Donation Supplies		-
- Monthly Mini Expense		-
- Operations - Constant Contact		154.00
- Post Office Box Rental Fee		-
- Hospitality Snacks Supplies		29.00
- Facilities - Rent		250.00
- Facilities Gift for Wireless Microphone		350.00
- Facilities Church Christmas Gift		100.00
- Workshop Facilities Rent		-
- Workshop Fee		-
<b>Total Expenses</b>	<b>\$</b>	<b>1,904.72</b>
<b>Income Less Expenses</b>	<b>\$</b>	<b>(117.47)</b>
<b>Ending Balance - December 31, 2022</b>	<b>\$</b>	<b>72,171.25</b>

## **2022-2023 Guild Officers and Committees**

### **EXECUTIVE BOARD:**

President - Debbie Myers  
 1st VP Programs - Mary Mulcahey  
 2nd VP Membership - Janis Toman  
 3rd VP Facilities - Charlotte Runyan  
 Secretary - Vivien Hawker  
 Treasurer - Jeanette Brooks  
 Parliamentarian - Mary Arter

### **STANDING COMMITTEES:**

Block of the Month - Judy Kamman, Holly Betz  
 Hospitality - Jaine Culbertson, Carol Gobrogge, Kelly Counseller  
 Monthly Mini - Maggie Bell  
 Newsletter Editor - Deanne Meidell  
 Newsletter Proofing - Sharon Whelan  
 November Fest  
 Philanthropy - Linda Chiu, Nancy Pestal  
 Publicity/Sponsors - Sharon Whelan  
 SCCQG Representative - Joann Bishop  
 Show & Tell - Angela Miller, Hiroko Moriwaki

Sunshine & Shadows - Mary Harrigan  
 Volunteer Coordinator - Pam Hadfield  
 Welcoming/Friendship - Mary Harrigan  
 Workshops - Mary Arter


### **SPECIAL COMMITTEES:**

Bus Trips - Elizabeth Geer, Deanna Garcia  
 Compliance Officer -  
 IT Maintenance - Sandy Scott  
 Let's Get to Know - Susie Russell  
 Magazine Recycling - Laura Miller  
 Photography - Del Thomas  
 Retreat - Michelle Howe  
 Web Mailing - Michelle Howe

*The Surfside Quilters Guild, a 501(c)(3) corporation was established March 2009 to promote quilting and fiber arts in the South Orange County area. The Guild offers the opportunity to share experiences with other quilters in an atmosphere of fellowship as well as to enhance the knowledge and skills of its membership. Newsletters are distributed via the internet. Meetings are the second Tuesday of the Month. Dues are \$40 annually for the membership year from May 1st through April 30th. Guests are always welcome for a donation of \$5. Membership and Volunteer forms are available on our website.*

## **Publicity and Sponsors - Sharon Whelan**

**Find current information  
 about Guild activities on  
 Facebook and The Patch.**



## **Thank You To Our Sponsors**



*Kawaii*  
Ota Patterns

**Nancy Ota**

Website:  
**kawaiiotapatterns.com**

Questions email:  
**kawaiiotapatterns@icloud.com**





EMAIL



WEBSITE




*Stitch 'n Thyme*

Longarm quilting service

**Karen Wendel**  
 (949) 201-0465  
 KLWendel@Outlook.com

**OUTLAW QUILTING**  
*Longarm Quilting Services*



Vivien Hawker  
 949-375-1037  
 outlawquilting@gmail.com

**JUDY NUNN**  
**GRAMMY'S QUILTS**  
 (PRECUTS, NOTIONS & FABRIC)

23426 Villena, Mission Viejo. 92692  
 call/text: 949.233.5640  
 email: grammynunn@gmail.com

 **Orange Quilt Bee**

*Pebble Gilb & Lisa Wiltse, Owners*

**714-639-3245**  
 628 E. Katella Ave., Orange, CA 92867  
 www.orangequiltbee.com  
 email: oqbshop@orangequiltbee.com  
 Hours: Mon-Thu: 10-8, Fri-Sat: 10-5, Sun: 12-4

**Moore's**  
*Sewing Machines · Ceiling Fans · Vacuums  
 Specialists in Sales & Service  
 A Fourth Generation Family Business*

MISSION VIEJO · 25390 Marguerite Pkwy. · (949) 580-2520  
 HUNTINGTON BEACH · 15041 Goldenwest St. · (714) 899-3222  
 CORONA · 591 N. McKinley St., Suite 106 · (951) 736-5457  
 BREA · 2315 E. Imperial Hwy., Suite B · (714) 279-6830  
 TEMECULA · 26490 Ynez Road, Suites F & G · (951) 297-3796  
 OUTLET CENTER · 22532 Avenida Empresa, RSM · (949) 829-9459  
 www.mooresew.com

**Boutique Beachfront**  
 Handmade Creations

Janet Smith

(949) 610-5398  
 info@boutiquebeachfront.com  
 www.BoutiqueBeachfront.com



 **Sew Treasured  
 Quilt Shop**

26855 Jefferson Ave  
 Suite D  
 Murrieta, CA 92562  
 (951) 304-9787  
 sewtreasuredquiltshop.com

**BERNINA** made to create **Mel's Sewing & Fabric Center** **baby lock** FOR THE LOVE OF SEWING

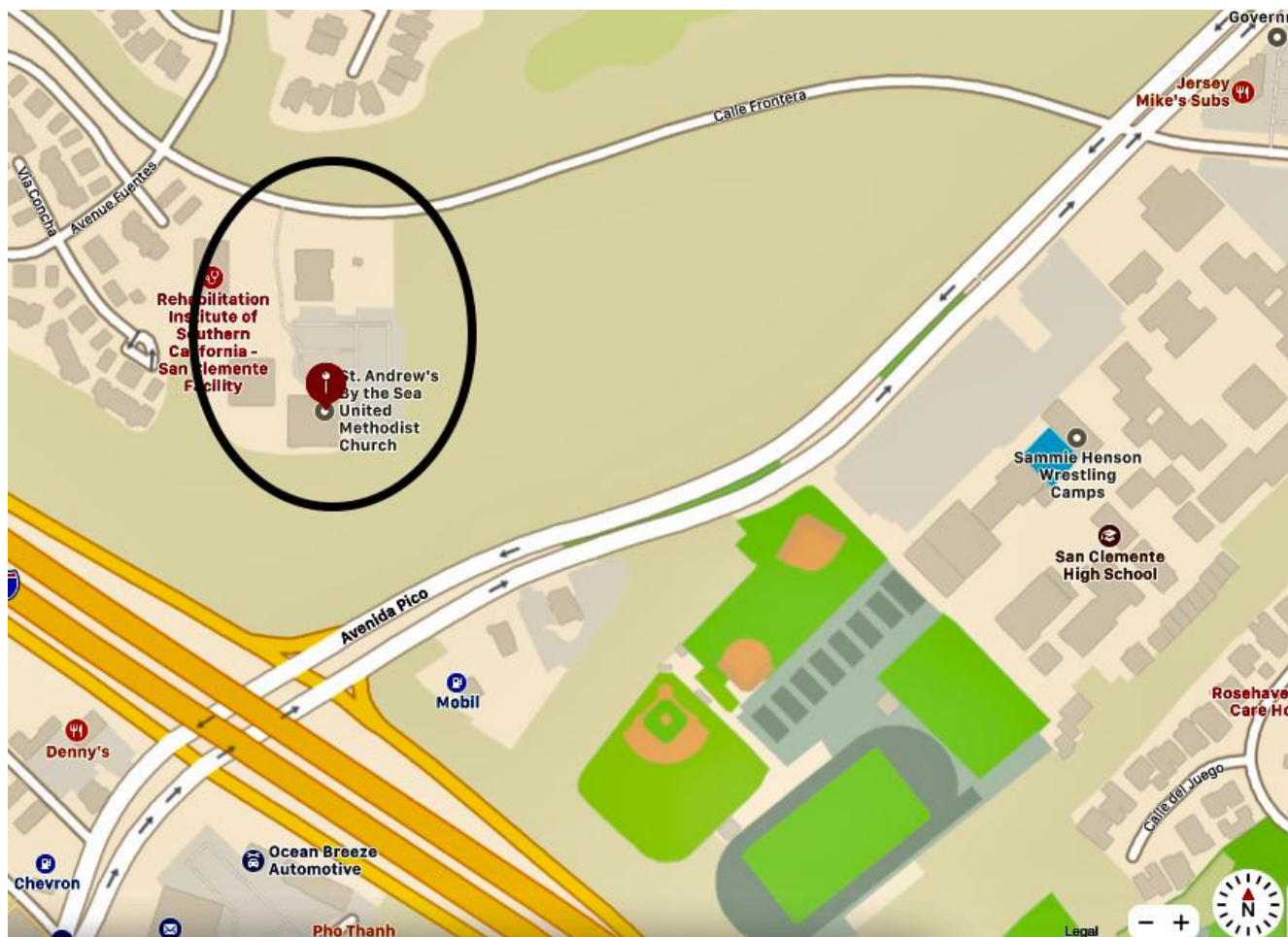
ANAHEIM 1189 N. Euclid St. 92801 714.774.3460 **Family Owned & Operated Since 1956** Sales & Repair **Authorized BERNINA & Baby Lock Dealer** TUSTIN 600 E. First St. 92780 714.669.0583

Quilting, Embroidery and Sergers Machines  
 100% Cotton Fabric, Notions and Accessories

*Surfside Guild Members receive a 10% discount - mention the guild at checkout!*  
 Our classes and clubs can be found online at [www.melssewing.com](http://www.melssewing.com) or  
 contact us at [info@melssewing.com](mailto:info@melssewing.com).

**Support Surfside Quilters Guild by using the  
 link below to shop Amazon:**

**Shop Amazon**



Meeting location: **St. Andrew's by the Sea UMC**, 2001 Calle Frontera, San Clemente. Map above.

Exit I-5 at Pico, go north, turn left on Calle Frontera, travel up the hill, turn left at the first driveway to reach the church parking lot. Meeting is in the building labeled "Office" at the back of the lot.

## Surfside Quilters Guild

Guild meetings are held the second Tuesday of each month.  
For more information visit our website.

<http://www.surfsidequiltersguild.org>

Surfside Quilters Guild | PO Box 3295, San Clemente, CA 92674

[Unsubscribe {recipient's email}](#)

[Update Profile](#) | [Constant Contact Data Notice](#)

Sent by deannem@cox.net powered by



Try email marketing for free today!