



Volume 15 - No. 8
Editor: Deanne Meidell



Surfside Quilters Guild Holiday Give-Back Meeting!

Tuesday, December 12th

10:00 am – 12:00 pm

9:30 am: Welcome and Check-In

St. Andrews By-The-Sea United Methodist Church

2001 Calle Frontera - San Clemente

Wear your festive, crazy holiday attire. If it lights up, all the better!

Bring your singing voices to join Elizabeth in her annual piano concert and holiday singing. Our members have made 230 Christmas stockings that we will stuff with all sorts of goodies to make the holidays a little brighter for Meals on Wheels – San Clemente, San Juan Capistrano, & Dana Point. As well, we have stockings and goodies for Orangewood, Laguna Youth Shelter, FAM, and Marine families.

It's my favorite time of the year!

How about you?!

Jeanette Brooks



Holiday Stocking Project

Debbie Myers



Debbie Myers, Nancy Pestal, and Jeanette Brooks met recently to sort the donations received for the Stocking Project.

Linda Chiu has lined up a number of charities including: Orangewood, Meals on Wheels in San Clemente, Dana Point and San Juan Capistrano, the Youth Shelter in Laguna Beach, Military Outreach and Family Assistance Ministries in San Clemente.

At the December meeting, we will get the stockings stuffed and on their way to put smiles on quite a few faces.

Mary Mulcahey - President



First of all, congratulations and kudos to Susan Ritschel and her crew for our most successful November Fest ever! Thanks to her meticulous planning and Sherri Peltier's heroic efforts along with Julie Kemperer, for the Boutique as well as the great publicity provided by Sharon Whelan and Jeanette Brooks, we had record attendance. There are many, many others whose efforts contributed to the success and I will do my best to acknowledge all of them at our December meeting.

Speaking of December, now that we have all stuffed ourselves, presumably with turkey, it's time to stuff some stockings. Once again, our members went all out and overboard with making stockings, bringing in items to put in the stockings and/or providing money (something well over \$700) to buy items for the stockings, so there is a lot of stuffing to be done. At least stuffing stockings shouldn't do a lot of damage to our waistlines.

On a not-so-upbeat note, this will be our last meeting at St. Andrew's By-The-Sea. They did not renew our lease, so as of January, our meetings will take place at Gloria Dei Lutheran Church in Dana Point. Not to worry – you will receive numerous reminders of

the change of venue. Of course, this will require several reminders to me to remind you because I don't remember so well these days.

The good news is that, after our meeting, we will be able to kick back, relax (preferably with a nice glass of wine) and recover from all our frenetic November Fest activities (preparing and shopping) and stocking stuffing and just enjoy the holidays.

November Fest - Susan Ritschel



From President, Mary Mulcahey: What a day we had at November Fest!

It was definitely the best-attended November Fest ever!

While the final financials will not be available until all of the expenses have been covered and subtracted, the preliminary results are that we made over \$24,000! This is significantly higher than we have ever done in the past which has been around \$15,000.

While Raffle Basket and Live Auction income remained consistent with past events, the Silent Auction and Boutique put us over the top. Through her Herculean efforts, Sherri Peltier, along with Julie Kemperer, brought in over \$8,000!

In addition, we received a donation(?) of a gray zip-up sweatshirt with pink gloves in the pocket. If the owner of this item did not, in fact, intend to donate it, we would be very happy to return it.

Browse these photos from the day.....

Super Chairpersons!

Sherri Peltier: Boutique
Susan Ritschel: November Fest



Basket Chair (and pianist)
Elizabeth Geer
Photographer: Del Thomas




Guild President: Mary Mulcahey

These two worked endless hours to make the event the success it was!

Wonderful Raffle Baskets kept our ticket sellers busy!



The Boutique began with a line waiting outside to enter. Shoppers were delighted with the wonderful things they found inside.



The Silent Auction was very successful!




Live Quilt Auction



It was great to see our friend and auctioneer, Lyn Mann, looking so well!



Right: The "holders & folders" kept things moving quickly.



Made by Nancy Ota



Made by Cathie Opila

Workshops - Mary Arter & Monica Shafer



Workshop Sign Up Info

To sign up for any workshop, email Mary Arter at mearter@gmail.com then send her a check. Please make checks payable to Surfside Quilters Guild (no abbreviations). For more information, contact Mary.

January Workshop

Wednesday, January 10, 2024

Heidi Stagno

**Hand Guided Free-Motion Quilting Sampler
Level #1**

9:30 AM to 3:30 PM

Gloria Dei Lutheran Church - Dana Point



Description: *This is a technique workshop.* Join Heidi Stagno and learn how to create beautiful quilting designs that enhance your quilt top, by mixing rulers, feathers, and background fills.

#1 Ruler Work...Using rulers when quilting creates a beautiful framework for the texture and movement. Ruler work gives structure and purpose to the placement of all other quilting. In this class you will learn: how to properly hold and position rulers, how to mark your quilt for ruler placement, and how to maintain control of the ruler and machine to achieve precise quilting lines.

#2 Feathers...Feathers are the main characters in any quilt. The feathers will steal the show and make any quilt extra special. In this class you will learn: basic feather formation, how to quilt a multi-directional feather, and symmetrical plume size and shape.

#3 Background Fills...Background fills are the staple when custom quilting. It is last, but not least, when it comes to choosing the quilting designs for your quilt top. The purpose of the background fills is to showcase the featured quilting designs and support the definition of the ruler work. In this class you will learn: how to create a curling background fill to be used at any scale, how to fill a negative space with a systematic approach but looks random, and how to flip and rotate a design to give movement and fluidity to the quilt.

Pattern: There is no pattern required.

Supply List: Pick up a copy of the supply list when you register. Note: Heidi will have supplies and practice quilt sandwiches available for purchase if you don't want to prepare your own.

Cost: The cost of the workshop is \$25. Please make checks payable to Surfside Quilters Guild.

February Workshop

Wednesday, February 14, 2024

Sarah Goer

Building an Improv Toolbox

9:30 AM to 3:30 PM

Gloria Dei Lutheran Church - Dana Point



Description: In this fast-paced workshop, Sarah Goer will teach a wide variety of improvisational piecing techniques. Discover how fun and easy it is to create these improv elements for use in your existing quilt projects, or as the start of a new project. Each prompt will be introduced and demonstrated; then time will be allowed for making one or more units with each technique.

Pattern: There is no pattern required for this workshop.

Supply List: Pick up a copy of the supply list when you register.

Cost: The cost of the workshop is \$25. Please make checks payable to Surfside Quilters Guild.

March Workshop

**Wednesday,
March 13, 2024
Cindy Lohbeck**

**Magical Mandalas
Snow and Ice Fabric Dyeing**

**9:30 AM to 3:30 PM
Gloria Dei Lutheran Church - Dana Pt.**



Description: Magical Mandalas is an adventure in ice dyeing. Each student will fold, pleat, and bind 9 different 22" x 22" mandalas, each uniquely individual. Cindy Lohbeck's skill builder approach will leave you with an understanding of the nature of ice dyeing, as well as a beautiful stash! Each student will receive a reusable tool kit so the fun can continue at home!

Kit: There is a required kit that you will purchase from Cindy for \$75. The kit includes high quality PFD (Prepared for Dyeing) fabric, a choice of dye colorway, mixing cups, measuring cups, spoons, funnel, squeeze bottles, and Cindy's awesome Ice Dyeing Flexi-Net. You will need to provide a plastic tote with lid.

Supply List: Pick up a copy of the supply list when you register.

Cost: The cost of the workshop is \$25. Please make checks payable to Surfside Quilters Guild.

Nominating Committee - Debbie Myers

Recruiting for 2024-25 Executive Board

As of November, we're seven months into our Guild year. It's now time to start thinking about the 2024-2025 Surfside Executive Board which will take over in another five months.

Yes, I know your mind is on that new recipe you'd like to try for the holiday dinner or a new quilt that you need to get finished in time to gift it.

However, please consider taking a few minutes to consider filling open Executive Officer positions or to lead a committee. If it sounds intimidating, get a friend to do it with you.

The Executive positions that need to be filled include:

- President*

- 1st VP Programs
- 2nd VP Membership*
- 3rd VP Facilities
- Secretary
- Treasurer*

Duties of each of these positions may be found in the Guild Bylaws located at the back of your lavender Directory. You can also talk with the current officers about these job responsibilities.

In addition to the officer positions, there are 12 Standing Committees and seven or eight Special Committees that could use your energy and fresh ideas. All of these jobs have written procedures so that you don't have to start from scratch.

Becoming a board member is a sure way to get to know other Surfside members, to learn about the behind the scenes workings—and most importantly, is necessary to perpetuate the Guild.

Please let me know if you'd like to be part of the Board. My number is in the directory.

Debbie Myers
Parliamentarian

*I have candidates for these positions or existing officers wish to continue. If interested, you may still volunteer for these offices.

Parliamentarian - Debbie Myers

Surfside Quilters Guild members will be asked to approve changes to the Guild's Bylaws at the January 9, 2024, General Meeting. The executive board duties of the 3rd Vice President, Facilities will be expanded.

Article IV - EXECUTIVE BOARD & DUTIES, Section 7:

Currently reads:

The 3rd Vice-President (Facilities) shall serve as the Guild's liaison officer and meeting site manager. The 3rd Vice-President shall also be responsible for maintaining equipment and continuously updating records of all equipment and articles other than any library materials. The records identify the location, use, warranties and operating instructions. Guild equipment is to be used for Guild functions only.

Change to:

The 3rd Vice-President (Facilities) shall serve as the Guild's liaison officer and meeting site manager. They shall be responsible for negotiating and

maintaining contracts and insurance for Guild meeting sites (general meeting, workshops, philanthropy and special events).

The 3rd Vice-President shall also be responsible for maintaining equipment and continuously updating records of all equipment and articles, other than library materials. The records identify the location, use, warranties and operating instructions. Guild equipment is to be used for Guild functions only.

Article XI - AUTHORITY, Section 4:

Currently reads:

All contracts of the Guild, except for speakers, must be approved by the Board prior to signature and must be signed by the President and the applicable chairperson. The 1st Vice-President, Programs, shall be responsible for speakers-workshop contracts.

Change to:

All contracts of the Guild, except for speakers **and facilities**, must be approved by the Board prior to signature and must be signed by the President and applicable chairperson. The 1st Vice President, Programs, shall be responsible for speakers-workshop contracts. **The 3rd Vice President, Facilities, shall be responsible for facilities contracts.**

Reason for the change:

During the past few years, Surfside Quilters Guild has had to move its location several times—necessitating additional rental contracts and insurance policies. The proposed change better describes the 3rd Vice President, Facilities, actual duties.

Philanthropy - Linda Chiu & Nancy Pestal

From Linda & Nancy... YOU are invited to participate in Philanthropy!

**Our group is for everyone who would like to
work on quilts for the community.**

Come see our NEW VENUE!

Center For Spiritual Living - 1201 Puerta Del Sol
(Talega) San Clemente **(See map below)**

We usually meet on the 3rd Wednesday each month.

In December we will meet on the 13th which is the second Wed.

We will be there from 9:30 AM to around 1:30 PM.

Please drive around to the back of the building and park there.

It will be easy access to the room we meet in.

Please stop by for any part of the day that you can, bring a sewing machine to do some sewing, help sort fabric, find backs for finished

tops, make kits, or share some of your great ideas. If you need extra lighting when you sew, it would be a good idea to bring a small light.



This is a busy month for Philanthropy. We will deliver quilts, pillowcases, and stockings to Meals on Wheels, Orangewood, Waymakers Youth Shelter, and the Marines in Camp Pendleton.

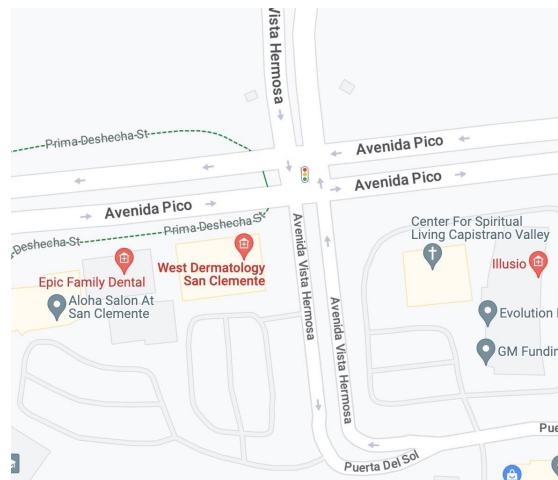
Thank You to everyone who helped to make this possible by doing lots of sewing!

We will need:
Teen quilts for the foster/youth shelter
Baby quilts for the Marines Baby Shower in January (40" to 45")
Pillowcases for CHOC

NEW LOCATION!

Center For Spiritual Living
 1201 Puerta Del Sol
 (Talega) San Clemente

Park behind the building
 for easy access to our room.



Hospitality - Jaine Culbertson

Thank you for the many treats provided for November Fest!

Vivien Hawker, hostess for the day, with Margaret Shea, who always brings those powdered sugar delights from the San Diego area!

Members are invited to bring goodies during their birthday month..... or any month!



Show & Tell - Angela Miller & Hiroko Moriwaki

There will be no Show & Tell in December due to Stocking Project.

Membership Carol Gobrogge

Surfside Quilters Guild November Fest had a wonderful turnout. We had at least 79 members and 31 guests that checked in. We currently have 174 members.

Thank you to Marcia Kuehl who helped me at the membership table.
(Kelly's mother-in-law passed away and she was with family.)

See you at the December stocking stuffer!
Keep on quilting!



Bus Trip to Road to CA in January

Surfside is Planning a Bus Trip to Road to CA 2024

Again we will be taking a bus to Road to California
Quilt Show on Friday, January 19th.

Save the date, and we will be signing everyone up at
the December and January Guild meetings.

Cost will again be \$50.

<https://online.roadtocalifornia.com>



Tour & Fun Time Leaders :
Elizabeth Geer
Deanna Garcia

BLOCK OF THE MONTH - Mary Arter


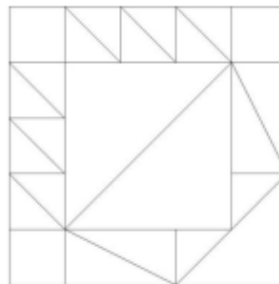
December Block

Family Block of the Month: Baskets**Block 8****December** 10" finished block**Cutting:****Background:**

- (1) 7 1/2" square
- (1) 4 1/2" squares
- (3) 3 1/2" squares
- (3) 2 1/2" squares
- (2) 3" x 6" rectangles

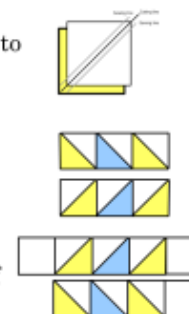
Basket:

- (1) 7 1/2" blue square
- (1) 3 1/2" blue square
- (2) 2 1/2" blue squares
- (2) 3 1/2" yellow squares
- (2) 3" x 6" yellow rectangles

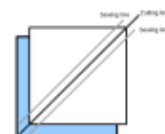
**Sewing:****Basket Handle**

Draw a diagonal line on the back of each 3 1/2" background square, then draw a line 1/4" to each side. These are the sewing lines. Pair the background squares with two yellow and one blue 3 1/2" squares. With right sides together, sew along the two outer line, then cut along the center line. Press to the dark to form six half square triangle (HST) units. Trim to 2 1/2" square.

Sew HST units together into (2) sets of three to form the basket handles. Watch the placement - you will sew (1) set so the darker triangle is on the left, and (1) sets so the darker triangle is on the right. Sew one 2 1/2" background square to each end of one basket handle set. Sew the remaining 2 1/2" background square to the background side of the other handle set.

**Basket Center:**

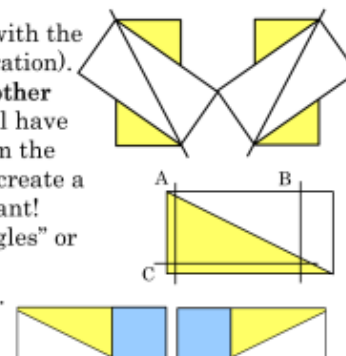
Draw a diagonal line on the back of the 7 1/2" background square, then draw a line 1/4" to each side. Pair the background square with the basket body square. Sew along the two outer line, then cut along the center line. Press to the dark to form (2) half square triangle units (you only need one - save the other for future use). Trim to 6 1/2" square.

**Basket Sides:**

Draw a diagonal line on the back of the 3" x 6" background rectangles. Pair with the yellow rectangles, right sides together, matching opposite corners (see illustration).

IMPORTANT - one pair should have the line angling left to right and the other right to left. Pin to keep it secure. Sew ON the diagonal line and press. You'll have excess fabric on the back - don't trim it yet! First trim one short side 1/4" from the point (A). Next, measure 4 1/2" from there and cut (B). Trim the long side to create a 2 1/2" x 4 1/2" rectangle (C). Notice how the points are cut off - this is important! Finally, trim the excess fabric from the back. These are "half rectangle triangles" or HRTs.

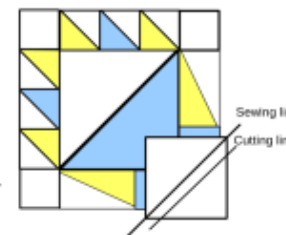
Sew a 2 1/2" blue square onto the yellow end of each 2 1/2" x 4 1/2" HRT unit.

Basket Assembly:

Sew the HRT units to the large center half square triangle, following the block diagram for placement. The basket base squares will hang over the edge - that's okay. Sew the basket handle units to the top and side.

Background Corner:

The last piece of the block is the background corner. Draw a diagonal line on the back of the 4 1/2" background corner square. Place the background square on the bottom right corner of the basket block so the diagonal line cuts across the corner. Sew on the diagonal line. Fold back the background square to make sure it bisects the basket base pieces and forms the triangles. If everything looks good, trim the excess fabric 1/4" below the seam line.



2023-2024 Block of the Month Basket Collection

Join us and make a collection of baskets designed by Sandi Walton of Piecemeal Quilts. The nine blocks (each is 10" square finished) are pieced, then combined with

sashing and borders for a completed lap-size quilt (about 42 in. square).

If you don't want to make the entire quilt, make just a few blocks for a cute table runner. You can combine four blocks for a 20-inch pillow top or make a single block for a small pillow or a mini quilt suitable for hanging. The finished quilt would also make a great donation to Philanthropy. **See Mary Arter's Quilt above ... finished, quilted, bound!**

Choose your own adventure with your fabric choices: traditional prints, modern bright colors, red/green for a Christmas theme, red/white/blue for a patriotic quilt, or make it totally scrappy.



The Blocks: Every month from June through March (except November), directions for a new basket block will be published in the Guild newsletter and on the website, and it will be available as a hard copy at the Guild meeting. Also in March, I will have directions for sashing, cornerstones, and border. Use the month of April to get caught up and to quilt and bind your project. In May, bring your quilt top (doesn't need to be quilted), table runner, pillow, or whatever to the Guild meeting to show and for a chance to win a prize.

Fabric Requirements: To make the complete quilt, using the colors in Sandi's directions, you will need:

- 1 yard background fabric
- 1 fat quarter EACH of blue, yellow, green, pink, and red fabrics
- Small quantities of light pink, dark pink, light blue, and dark blue (these are used in only one or two blocks)
- 1 yard sashing/border fabric (I used the same as my block background fabric)
- 1 fat quarter for cornerstones

Used with permission: Copyright: This is pretty common sense stuff. Do not mass produce and sell quilts made from my patterns. Print a free pattern in its entirety as many times as you like and share it with your friends or guild. Use it to make quilts for gifts, fundraisers, competition, donation, or to make and sell singly. I'd love it if you send me an email if you're using it for something special, but you don't have to. Do not reproduce my instructions in whole or in part and sell them. For purchased patterns, the only additional restriction is that you cannot share the pattern without prior written consent. Please ask – I am open to sharing them depending on the request. It comes down to this: If the way you wish to use it could prevent me from selling a pattern, don't do it without asking me. Piecemeal Quilts (Baskets BOM)

President's Quilt - Debbie Myers

Days of Wine & Quilting



President's Quilt For Mary Mulcahey

One of the nicer traditions of Surfside Quilters Guild is to present a quilt to the out-going President at the end of her term. At the December meeting, you'll find this flyer along with a square of background fabric on your seat. **Please consider making a block for Mary's President's Quilt.** Details follow.

Theme: Wine & Quilting

Colors: Mary has chosen Hoffman's batik, 581

Bluegrass, for the block background. Attached is a 6 1/2 square of this fabric. I have more if needed.

Block ideas: quilting notions such as pincushion, iron, sewing machine, etc. or wine glass, wine cork, wine label, grapes, etc.—use your imagination or google: **wine quilts or quilting notions** on your phone or computer. Any technique is acceptable. Please make sure embellishments are securely attached.

Block size: 5 inch finished - we will trim the block to 5 1/2 inches. Please keep your design within the 5 inch area—we don't want to have to cut off your work.

Signature: Sign your block within the 5"x5" space; I'll have a pen at the meeting.

Due date: I will collect blocks at January, February, and March Guild meetings. **Final date is March 12, 2024, Guild meeting.**

Questions: Debbie Myers 714-925-1936 or strong2legs@outlook.com

Sunshine and Shadows



December - 2023

"Death ends a life, not a relationship." -Mitch Albom

It is with sorrow that we mourn the passing of our beloved member, Robin Free, on November 7, 2023. She was in hospice for almost a year ultimately succumbing to an incurable form of leukemia. Robin generously served as our Treasurer from 2015 until 2017. She will be missed by her many friends in our Guild. The plans for her celebration of life have not yet been determined but we will let you know when they are. Rest in peace, dear Robin.

If you wish to speak with a member of her family, you may reach her sister-in-law, Wendy Free, at 213-422-7437. Condolence cards may be sent to Robin's address at 27579 Via Fortuna, San Juan Capistrano, CA 92675.

We offer our heartfelt condolences to Kelly Counseller and her family upon the passing of her mother-in-law, Delaine. We are there for you, Kelly, during this

difficult time. You may send condolence cards to Kelly and her family at 3008 Brillante, San Clemente, CA 92673.

“Those we love don’t go away, they walk beside us every day.” -Unknown

As we approach the holiday season, we think of our dear friends in the Guild.

Please consider sending a Christmas card to Sumi Maruyama at 2070 250th Street, Lomita, CA 90717. Also, Gloria Rose would love to hear from you at 24921 Muirlands Blvd., Lake Forest, CA 92630, as she continues to recover from her hip surgery.

We send warm holiday wishes to all of our friends at SQG.

Please contact me at deniseriley77@mac.com if you have any additions to Sunshine and Shadows. Be sure to put SQG in the subject line.

Also, please let me know if you would like to help with showing new members around our Guild meetings.

Treasurer's Report

Surfside Quilters Guild Income & Expenses 2023

INCOME	October
BEGINNING BALANCE	45,052.19
Magazine Recycle	11.76
Monthly Mini	81.00
Philanthropy fabric sales	178.00
Sponsors	50.00
Workshop Raffle	46.00
Workshops/ Sewcials	350.00
TOTAL INCOME	716.76
EXPENSES	
General Mtg Rent	325.00
Nov Fest Auction	61.00
Philanthropy Storage Rent	690.00
Philanthropy Supplies	301.69
Philanthropy Moving Expense	500.00
President's Quilt	80.76
SCQGG Insurance	25.00
Speaker Fee	325.00
Speaker Expenses	508.76
Workshop Rent	150.00
Workshops Teacher/Sewcials	465.00
TOTAL EXPENSES	3,512.24
INCOME less EXPENSES	-2,795.48
Checking Account Balance	42,256.71
Certificates of Deposit	20,307.86
ENDING BALANCE	62,564.57

Surfside Quilters Guild Board Meetings


Everyone is always welcome to
attend the board meetings:

3rd Tuesday of each month at 10:00 am
Seaside Villas Clubhouse in Dana Point.

Parking near the clubhouse is limited—
See the map for remote parking.



PHD - "Projects Happily Done"



PHD, "Projects Happily Done," is an open friendship group
meeting the 4th Friday of the month, January thru October
each year. We share our projects, ideas and questions.
Bring your list of 9 projects and you'll be encouraged,
supported, and enticed into finishing one project a month.
Call Sheri Hill for more information.

HAPPY DECEMBER BIRTHDAY!

Linda Rigdon - 1
Betty Collins - 3
Jan Kerr - 4
Kathy Tamosaitis - 4
Linda Chiu- 9
Karen Wendel - 9
Catherine Opila - 12
Ruth Johnson - 17
Kelly Counseller - 19
Diane Healey - 20
Marilyn Novak - 20
Candy Martin - 22
Kathy Awender - 23
Marjie Butterworth - 29
Joan Orris - 30



Enjoy!

2023-2024 Guild Officers and Committees

EXECUTIVE BOARD:

President - Mary Mulcahey
1st VP Programs - Jeanette Brooks
2nd VP Membership - Kelly Counseller, Carol Gobrogge

3rd VP Facilities - Charlotte Runyan
 Secretary - Vivien Hawker
 Treasurer - Nancy Ota
 Parliamentarian - Debbie Myers

STANDING COMMITTEES:

Block of the Month - Mary Arter
 Hospitality - Jaine Culbertson
 Monthly Mini - Katy Lillie
 Newsletter Editor - Deanne Meidell
 Newsletter Proofing - Sharon Whelan
 November Fest - Susan Ritschel
 Philanthropy - Linda Chiu, Nancy Pestal
 Publicity/Sponsors - Sharon Whelan
 SCCQG Representative - Del Thomas
 Show & Tell - Angela Miller, Hiroko Moriwaki
 Sunshine & Shadows - Denise Riley
 Volunteer Coordinator - Pam Hadfield
 Welcoming/Friendship - Denise Riley
 Workshops - Mary Arter, Monica Shafer


SPECIAL COMMITTEES:

Bus Trips - Elizabeth Geer, Deanna Garcia
 Compliance Officer
 IT Maintenance - Sandy Scott
 Let's Get to Know
 Magazine Recycling - Laura Miller
 Photography - Del Thomas
 Retreat - Michelle Howe
 Web Mailing - Michelle Howe

The Surfside Quilters Guild, a 501(c)(3) corporation was established March 2009 to promote quilting and fiber arts in the South Orange County area. The Guild offers the opportunity to share experiences with other quilters in an atmosphere of fellowship as well as to enhance the knowledge and skills of its membership. Newsletters are distributed via the internet. Meetings are the second Tuesday of the Month. Dues are \$40 annually for the membership year from May 1st through April 30th. Guests are always welcome for a donation of \$5. Membership and Volunteer forms are available on our website.

Publicity and Sponsors - Sharon Whelan

**Find current information
 about Guild activities on
 Facebook and The Patch.**



Thank You To Our Sponsors

JUDY NUNN
GRAMMY'S QUILTS
 (PRECUTS, NOTIONS & FABRIC)
 23426 Villena, Mission Viejo. 92692
 call/text: 949.233.5640
 email: grammynunn@gmail.com

Stitch 'n Thyme
 Longarm quilting service
 Karen Wendel
 (949) 201-0465
 KLWendel@Outlook.com

Moore's
 Sewing Machines · Ceiling Fans · Vacuums
 Specialists in Sales & Service
 A Fourth Generation Family Business
 MISSION VIEJO · 25390 Marguerite Pkwy. · (949) 580-2520
 HUNTINGTON BEACH · 15041 Goldenwest St. · (714) 899-3222
 CORONA · 591 N. McKinley St., Suite 106 · (951) 736-5457
 BREA · 2315 E. Imperial Hwy., Suite B · (714) 279-6830
 TEMECULA · 26490 Ynez Road, Suites F & G · (951) 297-3796
www.mooresew.com

OUTLAW QUILTING
 Longarm Quilting Services

 Vivien Hawker
 949-375-1037
outlawquilting@gmail.com

PAL's
Sewing & Vacuum
www.PalsSewVac.com
 949-645-7257

2299 Harbor Blvd, Costa Mesa, CA 92626
 Mon-Fri: 10am-6pm Sat: 10am-5pm Sun: Closed



JANOME



Kawaii
 Ota Patterns

Nancy Ota

Website:

kawaiiotapatterns.com

Questions email:

kawaiiotapatterns@icloud.com



EMAIL



WEBSITE



Orange Quilt Bee

Pebble Gilb & Lisa Wiltse
 Owners

714-639-3245

628 E Katella Ave. · Orange, CA 92867

www.orangequiltbee.com

oqbshop@orangequiltbee.com

Hours: Mon-Thu: 10-8, Fri-Sat: 10-5, Sun: 12-4

Cookie Co.
 MISSION VIEJO
 25106 Marguerite Pkwy Unit B
 Mission Viejo, CA 92692
 949.215.0146
missionviejo@cookieco.com
www.cookieco.com
 Cookie Co. Mission Viejo



Mel's Sewing & Fabric Center

ANAHEIM
1189 N. Euclid St 92801
714.774.3460

Sales & Repair
www.melssewing.com

TUSTIN
600 E. First St 92780
714.669.0583

BERNINA
made to create

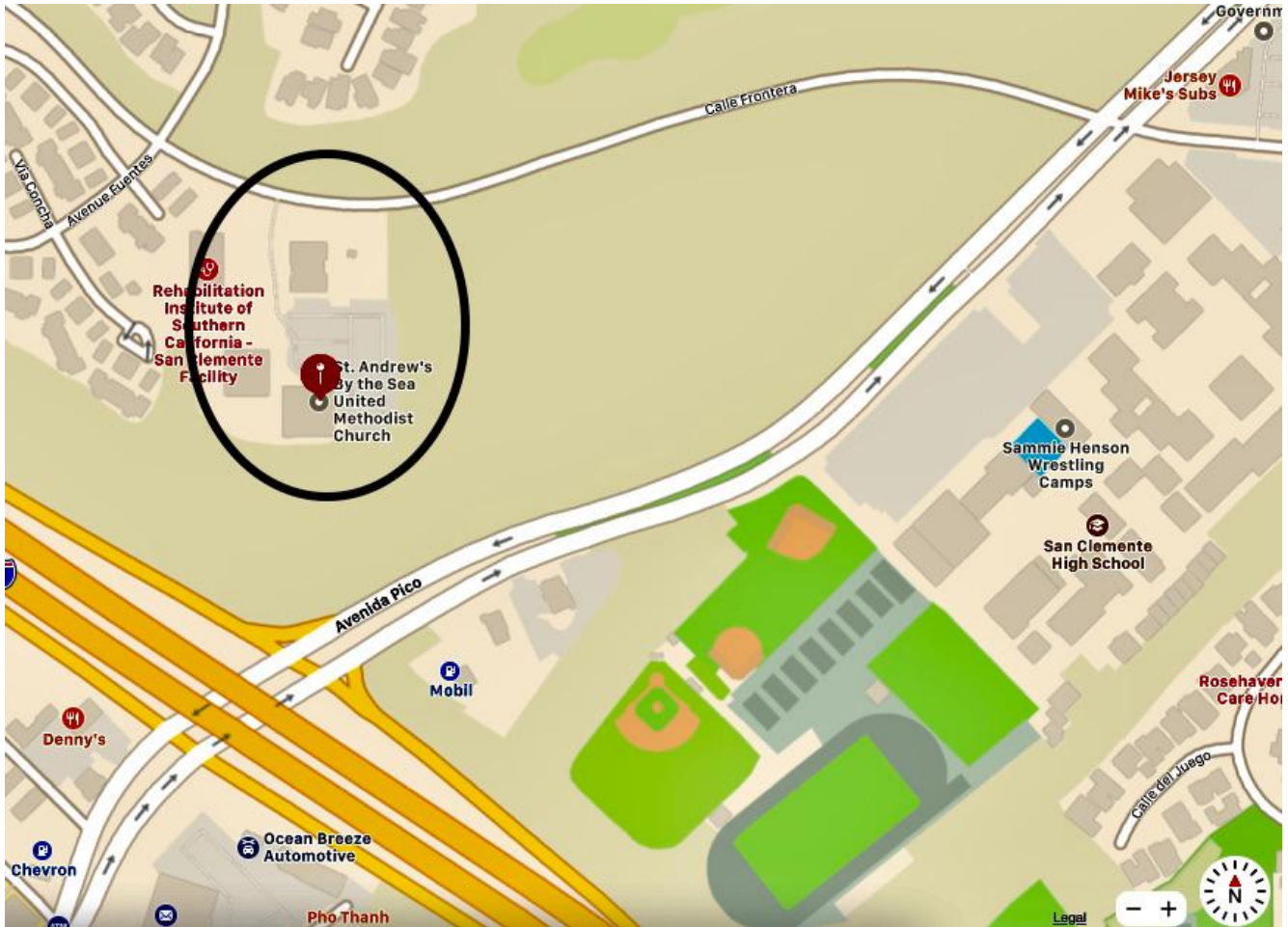
Family Owned Since 1956

baby lock
FOR THE LOVE OF SEWING

Sew Treasured Quilt Shop

26855 Jefferson Ave
Suite D
Murrieta, CA 92562
(951) 304-9787

sewtreasuredquiltshop.com



Meeting location: **St. Andrew's by the Sea UMC**, 2001 Calle Frontera, San Clemente. Map above.

Exit I-5 at Pico, go north, turn left on Calle Frontera, travel up the hill, turn left at the first driveway to reach the church parking lot. Meeting is in the building labeled "Office" at the back of the lot.

Surfside Quilters Guild

Guild meetings are held the second Tuesday of each month.
For more information visit our website.

<http://www.surfsidequiltersguild.org>

Surfside Quilters Guild | PO Box 3295, San Clemente, CA 92674

[Unsubscribe mhowe93@gmail.com](mailto:mhowe93@gmail.com)

[Update Profile](#) | [Constant Contact Data Notice](#)

Sent by deannem@cox.net powered by



Try email marketing for free today!