



Volume 15 - No. 4
Editor: Deanne Meidell



Guild Meeting
Tuesday, August 8

Bring on the Sweet Stuff!

Challenge Quilts on Display

10:00 am - 12:00 pm

9:30 am Welcome & Check In

St. Andrew's By-The-Sea United Methodist Church
2001 Calle Frontera, San Clemente

No Show & Tell in August

Programs - Jeanette Brooks

Our Program on August 8th
Surfside Challenge Quilts

Jan Hirth and her merry band of helpers will be displaying all of the quilts and projects submitted for the Surfside 2023 Challenge.

We have a very talented group of quilters who have made some spectacular pieces of art and are looking for your vote for Viewer's Choice. You won't want to miss to see who is the Hoffman's Choice winner. There are too many awards to mention them all.

Let's see who will win the coveted ribbons.



Bring on the Sweet Stuff!

Jan Hirth

How sweet it is—we got 40 wonderful Challenge entries! The quilt artists surprised us with their creativity, craftsmanship, and just downright cleverness!

Themes included birthdays and sweet confections (of course—who doesn't have a sweet tooth), **lots of dogs**—some goofy, some playful, and others, well, just sweet. There were **a couple that celebrated cats**, and a **colorful giraffe** and her brood.

A playful whale spouted a floral bouquet and there was **a peaceful nativity scene** with a touching label..."How Sweet It Is to be Loved by You."

Children and talented grandchildren were featured as well as a **memorable and scenic wedding anniversary**.

One participant crafted **a jacket with elaborate pleated sleeves**, there were a few **perky and colorful aprons**, **an exquisite bag**, several **delectable pouches**, and two **comfy, colorful pillows**—almost too pretty to be used.

Among the more clever creations were **a patchwork clock** and—wait for it—**A GUMBALL MACHINE!!**

All these and LOTS MORE will be available for your viewing pleasure at the August meeting. You won't want to miss it.




September Preview: Rami Kim – September 12th *"Welcome to Rami's World of Fascination"*

Rami Kim is a DNA scientist-turned fabric artist/quilter/instructor known nationally and internationally. She is a 19-time Best of Show winner, distinguished for her innovative art-to-wear. She also has many beautiful quilts and bags to share with us.

Mary Mulcahey - President

A Super Blue Moon!



First of all, thank you to everyone who came to the July meeting. We had a great turn out for Shelley Swanland and the workshop was fun, fun, fun. We are looking for an equally great turn out this month when the Challenge quilts will be revealed.

I did share a bit of quilter's wisdom during the meeting, but for those (like me) who remember nothing of what they heard or didn't hear it to begin with, that wisdom goes:

"When I clean the house, it just gets dirty again. When I make a quilt, it stays made."

And now for some really important drivel that I know will just make your day. According to the people who know about these things, we are in just the right position vis a vis the moon, that we are having 3, yes 3, super moons in a row. The first was July 4. The next 2 will be August 1 and August 30. Besides being Super, the August 30 event will be a Blue Moon – a Super Blue Moon! Now I know that this extremely rare event has you giddy with excitement, but don't get your hopes set too high. The odds of me sending out a "Once in a Blue Moon" message on that day are slimmer than the event occurring again in the foreseeable future. In the meantime, forget the housework – trust me, it's not going anywhere. Relax and enjoy some quilting.

Workshops - Mary Arter & Monica Shafer

August Workshop - Sewing with Kids Mary Mulcahey

Drawstring Backpack or Pillowcase

Wednesday, August 9

9:30 AM to 3:30 PM, Gloria Dei Lutheran Church (Dana Point)



Description: Share your love of sewing with a new generation! Bring your grandchild, niece/nephew, friend, or neighbor to this workshop and help them learn to sew a simple backpack or pillowcase that they'll be proud to use. You'll supply the sewing machine, thread, and other basic sewing supplies, they'll bring fabrics of their choice, and we'll provide the workspace, pressing and cutting stations, and instruction by our own Mary Mulcahey. This is a fun opportunity to spend time with a young person in your life and start them on the road to sewing. Minimum age is 5 years old.

Pattern: Pattern for the backpack or pillowcase is included in the cost of the workshop.

Supply List: Pick up a copy of the supply list when you register.

Cost: The cost of the workshop is \$10 per child (no charge for the accompanying adult). Please make checks payable to Surfside Quilters Guild.

September Workshop - Rami Kim



Wednesday, September 13

Description: Featuring Rami Kim's new workshop! Create "Hexie" quilts or bags using this revolutionary, innovative technique while enjoying convenience and comfort. Every step is completed by your sewing machine, so no need for a single "hand" stitch or achy hands. Also, the 'Quilt-As-You-Go' technique is used for whole quilts--thus, no worries about bulky quilting stitches under your home sewing machine. The sample "Hexie" quilts make use of gorgeous batik circles, conveniently and thankfully prepared by Anthology Fabrics. By removing the hassles of cutting circles, we have freed up your time and attention to the best part of the quilting process: watching a beautiful piece of art unfold before you. Because the circles include built-in backing for quilts, your quilts will already be backed and quilted once all of the "Hexies" are pieced together. You can make either a bag or a quilt.

Pattern: Patterns are provided at the workshop at no extra cost.

Supply List: Pick up a copy of the supply list when you register.

Cost: The cost of the workshop is \$25. Please make checks payable to Surfside Quilters Guild.

NOTE: This workshop is full. Please let me know if you want to be added to the waiting list.
Mary Arter mearter@gmail.com

October Workshop - Linda Ballard



Bella Nova

Wednesday, October 11

Description This quilt by Linda Ballard can be your new “Holy Cow” quilt! Think of two fabrics you like together, maybe a wonderful batik with lots of colors and a background, thus the look of Linda’s pictured here. The quilt is offered in two sizes, a very large square or rectangle. The pattern contains several blocks Ohio Star, Log Cabin plus a little extra. The quilt has quick piecing methods. It’s a very stunning quilt and you’ll enjoy the look of it when you finish.

Skill Level: Beginner Plus to Advanced

Pattern: Patterns are provided at the workshop at no extra cost.

Supply List: Pick up a copy of the supply list when you register.

Cost: The cost of the workshop is \$25. Please make checks payable to Surfside Quilters Guild.

Photos from July Workshop - Shelley Swanland

Leaf Prints on Paper and Fabric



Karen Hanway
Shelley Swanland



Nancy Pestal, Margery Mori
Linda Chiu



Janelle Searles, Mary Mulcahey



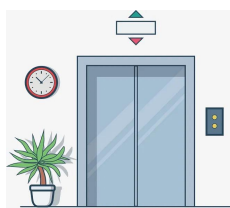
Workshop Sign Up Info

To sign up for any workshop, email Mary Arter at mearter@gmail.com then send her a check.

Please make checks payable to Surfside Quilters Guild (no abbreviations). For more information, contact Mary.



July Workshop Raffle Winner: Nancy Ota



ELEVATOR AT GLORIA DEI CHURCH

If you park at the lower end of the parking lot, walk through the garden maze. On the other side, below the old sanctuary, is an elevator.

It will take you (and your fabric and sewing machine) upstairs just outside the Bankson Hall where Workshops and Philanthropy are held.

Philanthropy - Linda Chiu & Nancy Pestal



From Linda & Nancy...

We have a challenge for you....this is an opportunity to practice your machine quilting skills. We have quilt sandwiches of many different sizes and colors. Let us know what you are interested in and we can help you get started on a fun project!

Fabric sales in July: \$190

YOU are invited to participate in Philanthropy.

Our group is for everyone who would like to work on quilts for the community. We meet on the 3rd Wednesday each month at Gloria Dei Lutheran Church in Dana Point.

August 16th is our next sew day, from 9:30 to around 1:30.

Please stop by for any part of the day that you can, bring a sewing machine to do some sewing, help sort fabric, find backs for finished tops, or just stop in to see what we do there.

If you haven't been there yet, stop by it's a great venue... if you need extra lighting when you sew, it would be a good idea to bring a small light.

Donations Last Month

25 Quilts for kids to Ronald McDonald House in Mission Viejo
40 Pillowcases to CHOC
20 Pillowcases to Laguna Beach Youth Shelter

Looking Ahead...

We will need:

Teen Quilts for the Foster/Youth Shelters
Lap sized Quilts for the Meals on Wheels programs, thinking about next Fall
Baby quilts for the Marine Baby Shower (40-45 inches)
And always... Pillowcases



Note from Philanthropy:

This photo is from the group, "Mothers Without Borders." We gave them many 1 yard flannel "blankets" over the last year. They go to orphanages in Africa, South and Central America.

motherswithoutborders.org



December Holiday Stocking Project

Return of the Holiday Stockings

The December Holiday Social and "Give Back" meeting last year was so much fun—we've decided to repeat it again this year.

Once again, we will call on you to make holiday stockings at home. The stocking pattern has been redrawn to make it WIDER and easier to stuff with all the goodies which we hope you'll donate.



In September and October, we'll ask you to bring small items that can be stuffed into the stockings...think Costco or Dollar Store treasures. (We'll give you suggestions.) November, you will remember, is the November Fest Auction and Boutique, and we would prefer that you make donations prior to that date. But if only November works for you, that's OK.

The stockings will be donated to seniors at Meals on Wheels and children at Orangewood, Youth Shelter in Laguna Beach, and perhaps depending upon the volume of donations, the Marines Military Outreach.

ON YOUR SEAT in August will be a paper pattern for a stocking with sewing directions. Any quilting cotton fabric can be used: Christmas, Hanukkah, Patriotic,

Beach-themed, etc. Stockings can also be constructed with felt. You may turn in the stocking in September, October or November.
If you cannot attend meetings and would like to participate, the stocking pattern will be emailed to all members in August.

Also, if you hate shopping—other than for fabric—Super Shopper **Jeanette Brooks** will collect monetary donations again. Last year, we used these funds to purchase several cases of Ensure among other things.

Membership Kelly Counseller & Carol Gobrogge




Carol Gobrogge
Sharon Whelan
Door Prize Winner

Surfside Quilters Guild had an excellent turnout for our meeting on July 11. A total of 87 current members were present. We also welcomed 4 new members and 6 guests. Our guild membership is currently 170 members. Two lucky quilters won the name tag drawing and received a gift of fabric squares or a Surfside tote.

Hope to see everyone again at our next meeting!



Carol Gobrogge
Joann Bishop
Door Prize Winner



All members present received a copy of our Surfside Directory for 2023-2024 and a new membership card. Directories will also be brought to the August meeting for those members who were unable to attend the July meeting.

A HUGE THANK YOU to Janis Toman for preparing the membership information for printing!



Editor's Notes - Deanne Meidell



Did you know when you see this color in the newsletter, you can click on it and go right to the document, email, or website?

It is much better to read the newsletter from your email, rather than the website. And keep scrolling so you don't miss anything.

Surfside at the OC Fair - Friday, August 11

Volunteers Needed for the Surfside Exhibition Table at the OC Fair Friday - August 11, 2023

The Surfside exhibit table is located in the air-conditioned Home Arts building. Free parking and admission for volunteers. Afternoon and early evening shifts are available.



Please contact Sharon Whelan for more information.
Her email address is in the directory.

November Fest - Susan Ritschel



Your November Fest Update – Susan Ritschel

Thank you to everyone who has already committed to either donate a quilt, opportunity basket, boutique item, or to volunteer! As we approach the fall, we will begin to focus on the details for the event, and could use your help in the following areas.....

Needs:

We need a few more opportunity baskets! Please consider putting together a basket for the opportunity drawing. Themes already committed include Tea Time, The Wool Basket, Dessert Time, Wine Time, Thread Basket, a Kaffe Basket, Knitting/Yarn,



Kitchen, Cats, California, Japanese, British Treats, Hoffman Christmas, a Cash Tree, and Dogs!

Feel free to come up with your own creative basket idea and please contact our Basket Chair Elizabeth Geer at elizamusic@aol.com or come visit the November Fest table at the next guild meeting to sign up! Empty baskets will be available for pick-up at the August Guild meeting.

Please plan to include a detailed description of your basket items when you turn in your basket in September or October. We will take care of making the label for the auction, and we will place a bow on the basket. Cellophane bags will be available at the next meeting for wrapping.



We Need gift cards and cash donations for our Shop 'Til You Drop Basket (i.e. restaurants, coffee, fabric stores, movie tickets, etc.)

We Need Volunteers for opportunity basket ticket sales, set-up/take-down, and hospitality/food items. Please sign up at the next guild meeting or contact Susan at ritschel1@cox.net or 949-683-7677.




We Need Quilts: We are still hoping for a few additional holiday themed quilts...Christmas, Valentine's Day, Easter, or Fall/Halloween. To donate you can simply bring your quilt to the next meeting, or contact Vickie Janis at 2010vickie@gmail.com, or Nancy Northrup at nancynorthrup5@gmail.com. We will also continue to have a sign-up sheet at the November Fest table at each guild meeting.

Three of the quilts that will be in the Auction:



Nancy Ota



Debbie Myers



Vickie Janis

Advertising

Event flyers will be available at the next guild meeting. Stop by our table and pick up a few to give to your friends!



Thanks so much for everyone's help so far and I hope you have November 14 on your calendar! I'm always available for questions or suggestions at ritschel1@cox.net, or 949-683-7677.

November Fest Boutique Sherri Peltier, Chair

Three plus months left before November Fest. Julie Kemmerer and I are still tasking our brains and energy for fun ideas that guild members will be enticed into making and buying. Just wait until you all see what Holly and Deanne have made using Mod Podge. They could literally open up an Etsy shop and be swamped with orders.

August 16 Boutique Workshop

In August, Elizabeth Geer, along with Julie, will have a mini workshop on making anything to do with dogs and cats. At the August Guild meeting they will have their samples to show what we will make at our workshop on Philanthropy day. Please bring your donations to guild or call me if you need me to come to you. Thank you all so much, your donations are all fabulous.

For the Boutique from the June Workshop



BLOCK OF THE MONTH - Mary Arter

2023-2024 Block of the Month Basket Collection

Join us and make a collection of baskets designed by Sandi Walton of Piecemeal Quilts. The nine blocks (each is 10" square finished) are pieced, then combined with sashing and borders for a completed lap-size quilt (about 42 in. square). If you don't want to make the entire quilt, make just a few blocks for a cute table runner. You can combine four blocks for a 20-inch pillow top or make a single block for a small pillow or a mini quilt suitable for hanging. The finished quilt would also make a great donation to Philanthropy. **See Mary Arter's Quilt above ... finished, quilted, bound!** Choose your own adventure with your fabric choices: traditional prints, modern bright colors, red/green for a Christmas theme, red/white/blue for a patriotic quilt, or make it totally scrappy.



The Blocks: Every month from June through March (except November), directions for a new basket block will be published in the Guild newsletter and on the website, and it will be available as a hard copy at the Guild meeting. Also in March, I will have directions for sashing, cornerstones, and border. Use the month of April to get caught up and to quilt and bind your project. In May, bring your quilt top (doesn't need to be quilted), table runner, pillow, or whatever to the Guild meeting to show and for a chance to win a prize.

Fabric Requirements: To make the complete quilt, using the colors in Sandi's directions, you will need:

- 1 yard background fabric
- 1 fat quarter EACH of blue, yellow, green, pink, and red fabrics
- Small quantities of light pink, dark pink, light blue, and dark blue (these are used in only one or two blocks)
- 1 yard sashing/border fabric (I used the same as my block background fabric)
- 1 fat quarter for cornerstones

..... **August Block**

Family Block of the Month: Baskets**Block 5****August** 10" finished block**Cutting:****Background:**

Cut (2) 2 1/2" x 6 1/2" rectangles.

Cut (1) 4 1/2" square.

Cut (1) 3 1/2" square.

Cut (7) 3" squares.

Basket:

Cut (1) 3 1/2" square (red).

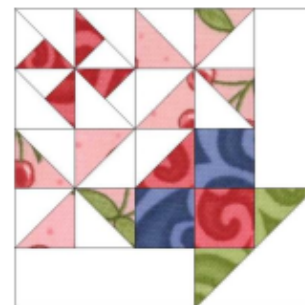
Cut (1) 3" square (red).

Cut (4) 3" square (pink).

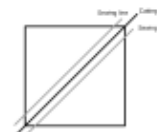
Cut (1) 2 1/2" square (red).

Cut (2) 2 1/2" squares (blue).

Cut (2) 2 1/2" squares (green).

**Sewing:****Body**

Draw a diagonal line on the back of each 3" background, then draw a line 1/4" to each side. These are the sewing lines. Pair squares with (4) 3" pink square and the 3" red square. With right sides together, sew along the two outer line, then cut along the center line. Press to the dark to form (10) half square triangle units. Trim to 2 1/2" square. Set aside the red half square triangles and the extra background squares.



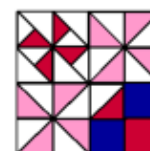
Sew four pink half square triangle units together to form a pinwheel block. Sew four more half square triangle units together to form a second block.



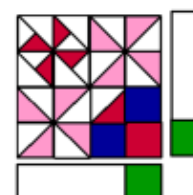
Draw a diagonal line on the back of the 3 1/2" background square, then draw a line 1/4" to each side. These are the sewing lines. Pair square with the 3 1/2" red squares. With right sides together, sew along the two outer line, then cut along the center line. Press to the dark to form (2) half square triangle units. Trim to 3" square. Pair each half square triangle unit with the remaining two 3" background squares. Your half square seam should be CROSSING the diagonal lines drawn on the background squares. With right sides together, sew along the two outer line, then cut along the center line. Press to the background to form (4) triangle units. Trim to 2 1/2" square. Sew the four triangle units together to form a pinwheel.



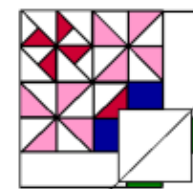
Place the red half square triangle with the red square and two blue squares. Sew together in a four patch. Lay this out with the three pinwheel units and sew together.

**Base**

Sew the 2 1/2" (green) squares to the end of each of the 2 1/2" x 6 1/2" background rectangles. Press to the background - this will help in the final step!)

**Basket Assembly**

Sew the two base rectangle/square segments to either side of the basket. Draw a diagonal line on the back of the 4 1/2" square. Align the diagonal with the corners of the squares that form the base of the basket. This is where pressing to the background helps - you need to line up with the edge of the square in the seam allowance. Sew on the diagonal line (be careful to match the seam intersection point on the other side!) and trim to a 1/4" seam. Press to the background if it's dark enough to hide the colored fabrics, otherwise press to the colors.



Copyright 2009 by Sandi Walton

www.piecemealquilts.wordpress.org

Used with permission: Copyright: This is pretty common sense stuff. Do not mass produce and sell quilts made from my patterns. Print a free pattern in its entirety as many times as you like and share it with your friends or guild. Use it to make quilts for gifts, fundraisers, competition, donation, or to make and sell singly. I'd love it if you send me an email if you're using it for something special, but you don't have to. Do not reproduce my instructions in whole or in part and sell them. For purchased patterns, the only additional restriction is that you cannot share the pattern without prior written consent. Please ask - I am open to sharing them depending on the request. It comes down to this: If the way you wish to use it could prevent me from selling a pattern, don't do it without asking me.

Hospitality - Jaine Culbertson



Members are invited to bring goodies during their birthday month..... **or any month!**

July Hospitality Drawing Winner: Nancy Pestal

Monthly Mini - Katy Lillie



Our July Monthly Mini was won by Phyllis Parente.
We made \$54.

**The August Monthly Mini..s (That is right - more than one!)
Will tie into our Challenge Quilt Meeting!
We will have four choices.**

1. A bouquet of the fabulous flowers that were at the Challenge table.
2. "A Sweet Life" 1000 piece puzzle that is sure to get your sugar cravings up!
3. A Sweet Heart pillow with hand embroidery.
4. Last, but definitely not least, is the mini original quilt by Jan Hirth.

The first name chosen gets to pick from all 4, the second from 3 and so on.
Come buy your tickets and choose your lucky color of tickets.

6 for \$5.00 or 1 for a \$1.00

Come see me at the Monthly Mini table for a chance to win a one of a kind gift.

As always we are looking for Monthly Minis to be made by our members so other members or guests have a chance to win. Please consider making something and donating it to the program. It will be much appreciated!



Show & Tell - Angela Miller & Hiroko Moriwaki

Show & Tell takes this month - August- off!

With so many Challenge quilts being shown,
we kindly request that you wait until next month to
share quilts with your guild friends.

Next month ... we'll be back.

Show and Tell - July



Mary Mulcahey
Prismatic Pride



Mary Mulcahey
Black Lacquer Table Runner



Mary Arter
Embrace the Chaos

I made this quilt in a Zoom workshop with Libs Elliott called "Embrace the Chaos." Libs taught a design process in which you chose several block designs, then roll dice to decide which design will go in each position on the quilt. Then, you color the design according to the fabrics you want to



Mary Arter
Fall Ship Pilgrim
Night time ship from the workshop with Lyn Brown.

use. Finally, you sew and assemble the blocks. It's a fun way to make a one-of-a-kind quilt.



**Pam Hadfield
Recent BOM Quilt**



Pam Hadfield - Quilt Schlep Bags




Pam Hadfield
Prismatic Star
Judy Neimeyer Quilt



Jeanette Brooks
Flag Quilt
 Made in a Beach Cities Quilt Guild workshop in the 90's.



Janice Tsuma
For the Birds
 I used a bird pattern designed by Lynn Tyler and created some new species of birds!



For the Birds
 Reverse side



Priscilla Hackbarth
Tall Ship Pilgrim
 From the Lyn Brown workshop



Priscilla Hackbarth
Our Lady

A friend gave me these panels, so I decided to make this quilt. I used minky on the back because I wanted a quilt to cuddle with. Karen Wendel quilted it and did a beautiful job, avoiding the many faces of our Blessed Mother.



Vickie Janis
Bolt's ABCs



Vickie Janis
Audrey's Elephant
 My hairdresser is having a baby in October so I made Audrey

A dear friend just had a new grandson born to their family. blocks came from England via Etsy. Bolt's mom was shocked while pregnant and they jokingly called him "Bolt" through the pregnancy. The 5 inch blocks came from England via Etsy. Look closely. "A" is for bee? Grandma, mom and dad are bilingual so the alphabet is in Spanish.

a quilt to travel with. Sammy's Safari designed the pattern. The fabric was purchased on our Central Coast Shop Hop. Of course, there is minky on the back.



Barbara Seidel Happy Quilt

I bought the blocks at last year's Long Beach Quilt Show and knew I had to finish it before this year's show. I did! I bordered each block with a turquoise flange which presented long arm quilting problems. Husband, Jay, solved the concern. The minky back shows his long arm skills as each block is uniquely quilted by outlining the object in the block. Luckily I didn't have to pay for this custom quilt job.



Julie Kemmerer
Tall Ship Pilgrim
 Lyn Brown's Class



Sherry Smith
Sweet Land of Liberty
 Designer: Julie Porter

This is a summer sew-a-long in a Facebook group called, "Friends of Farmhouse Cottons."

I've recently developed an interest in wool appliqué. Many of the wool projects are primitive and dark. I was taken with this one because it is primitive stitching (easy embroidery) but has light colors and easy blocks. Fun way to celebrate the 4th of July with a patriotic ocean theme.



Linda Walters
Quilted Bag



Linda Walters
Quilted Bags

Made with multiple fabrics including turtle fabric with a Kauai logo. Made in a class at Grand Country Quilts.



Karen Wendel
BOM of 2021-22

This sampler was just completed. I had a hard time with the purple values -- blue violets and red tones.

The yellow bag is a small purse. The brown bag is made with leftover Hawaiian fabrics.



Nancy Pestal
To the Beach
BOM 2019



Nancy Pestal
Pirate Ship

My rendition of the Tall Ship Pilgrim in the form of a pirate ship. Halloween is a favorite holiday of my daughter. Can you find the mouse? My daughter is a scientist.



Jeanne Tavasci
Honey Bee

After my son got 2 bee hives I made this for him.

Sunshine and Shadows

“Our lives are like quilts – bits and pieces, joy and sorrow, stitched with love.”

Author unknown

Each month is a gift that we open filled with joys and surprises. We are happy to note that Sumi Maruyama at her spry 98 years old is enjoying her new “assisted living home.” She would love to have a visit or to hear from you.

Sumi Maruyama
2070 250th St
Lomita CA 70717
(949) 533-0158

We are sorry to report that Monica Shafer recently had a fall while in the shallow water at Aliso beach. There was a very strong undertow that quickly caught her by surprise and threw her up in the air and she landed on her back. She has been wearing an extra supportive back brace. Please send up good healing thoughts for her while she is on the mend.

Charlotte Runyan is recovering from a back procedure and just trying to take it easy. Best wishes for a constant and encouraging recovery with a significant reduction in her pain.

Gloria Rose recently broke her hip and we wish her well as she recovers.

Prayers continue for Robin Free as she continues in her hospice care.

As our time together moves along we share sad times but also happy times that shine through the shadows. Wishing you all the best.

Please send updates of sunshine and shadows to deniseriley77@mac.com. Be sure to write SQG in the subject of the email.

Treasurer's Report

Surfside Quilters Guild Income & Expenses

INCOME	June 2023
BEGINNING BALANCE	52081.26
Amazon Smile	
Bus Trip	1900.00
Challenge "Sweet"	110.00
Guests	20.00
Magazine Recycle	13.25
Membership Dues	960.00
Monthly Mini	33.00
Philanthropy Donation	250.00
Philanthropy fabric sales	40.00
Special Events	
Sponsors	200.00
Workshop Raffle	14.00
Workshops/ Sewcials	350.00
TOTAL INCOME	3,890.25
Sales Taxable Income	53.25
Raffle Income	47.00
EXPENSES	
Block of Month/Fabric	138.46
Bank fee	1.60
Bus Trip	2262.29
Facility supplies	38.78
General Mtg Rent	325.00
Nov Fest Auction	44.00
Philanthropy Rent	125.00
Philanthropy Supplies	331.19
Retreat 2024- Prepaid	1800.00
Speaker Fee	453.71
Speaker Expenses	26.19
Website Domain/Maintenance	174.00

Website Domain/Maintenance	174.00
Workshop Rent	150.00
Workshops Teacher/Sewcials	459.02
TOTAL EXPENSES	6,329.24
INCOME less EXPENSES	-2,438.99
Checking Account Balance	49,642.27
Certificates of Deposit	20,087.08
ENDING BALANCE	69,729.35

Standing Sewing Box

This might make an interesting "basket" for November Fest...

Free to the first person to email me
Deanne Meidell

deannem@cox.net



Surfside Quilters Guild Board Meetings

Everyone is always welcome to attend the board meetings:
3rd Tuesday of each month at 10:00 am
Seaside Villas Clubhouse in Dana Point.

Parking near the clubhouse is limited—see the map below for remote parking.



PHD - "Projects Happily Done"



PHD, "Projects Happily Done," is an open friendship group meeting the 4th Friday of the month, January thru October each year. We share our projects, ideas and questions. Bring your list of 9 projects and you'll be encouraged, supported, and enticed into finishing one project a month. Call Sheri Hill for more information.

HAPPY AUGUST BIRTHDAY!

Lyndy Dye – 1
 Judy Kamman – 1
 Linda Farlow – 4
 Sharon Jaeger – 4
 Jan Kemp – 5
 Barbara Graham – 6
 Amira Mansour – 6
 Deanne Meidell – 8
 Suzanne Stanton – 8
 Deborah Warren – 9
 Nancy Ota – 12
 Claudia Redfern – 15
 Suzy Hickey – 16
 Mary Arter – 19
 Victoria Crayne – 20
 Linda Warzyca – 24
 Becky McDaniel – 30



OUT AND ABOUT IN THE QUILTING WORLD

Surfside Quilters Guild
Exhibition Table in the Home Arts Building
At the OC Fair
Friday - August 11, 2023



Please contact Sharon Whelan to volunteer and for more information. Her email address is in the directory.

Canyon Quilter's Annual Fabric Frenzy

**City View Church
Fellowship Hall
8404 Phyllis Place
San Diego, CA**

<https://www.canyonquilters.com>



**Saturday August 19, 2023
Doors Open at 10:00! Shop til 2:00!**

**Canyon Quilter's
Annual Fabric Frenzy!**



Bring a Friend and Shop Beautiful Fabric Bundles,
Pre-cuts, Kits and Tools!
Boxed lunches will be available for \$10.00!



Busy Bears Quilt Guild Annual 2023 Mountain Treasures Quilt Show

Saturday, September 2nd 10 AM until 5 PM
Sunday, September 3rd, 10 AM until 4 PM
Vendor Booths, Door Prizes, Gift Baskets,
Quilt Boutique, Quilts for Sale

Big Bear Middle School 41275 Big Bear Blvd.

*Flying Geese Quilters Guild
Presents
"Quilts for all Seasons"
2023 Quilt Show*

*at
Norman P Murray
Community and Senior Center
24932 Veterans Way
Mission Viejo, CA 92692*

*Saturday, September 16
10 am - 4 pm*

www.QuiltsForAllSeasons.com



Support one of our nearby guilds!



For Museum hours and Entry Fees:
<https://pasadenahistory.org/visit/>

Pasadena Museum of History **March 8 - September 10**

Community Stitches: Quilt Designs and Stories features more than 60 quilts representing over 180 years of quilt-making in America.

470 W. Walnut St. Pasadena, CA

2023-2024 Guild Officers and Committees

EXECUTIVE BOARD:

President - Mary Mulcahey
 1st VP Programs - Jeanette Brooks
 2nd VP Membership - Kelly Counseller, Carol Gobrogge
 3rd VP Facilities - Charlotte Runyan
 Secretary - Vivien Hawker
 Treasurer - Nancy Ota
 Parliamentarian - Debbie Myers

STANDING COMMITTEES:

Block of the Month - Mary Arter
 Hospitality - Jaine Culbertson
 Monthly Mini - Katy Lillie
 Newsletter Editor - Deanne Meidell
 Newsletter Proofing - Sharon Whelan
 November Fest - Susan Ritschel
 Philanthropy - Linda Chiu, Nancy Pestal
 Publicity/Sponsors - Sharon Whelan
 SCCQG Representative - Del Thomas
 Show & Tell - Angela Miller, Hiroko Moriwaki
 Sunshine & Shadows - Denise Riley
 Volunteer Coordinator - Pam Hadfield
 Welcoming/Friendship - Denise Riley
 Workshops - Mary Arter, Monica Shafer

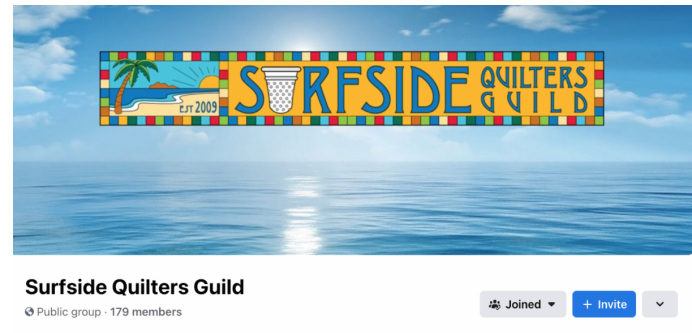
SPECIAL COMMITTEES:

Bus Trips - Elizabeth Geer, Deanna Garcia
 Compliance Officer
 IT Maintenance - Sandy Scott
 Let's Get to Know
 Magazine Recycling - Laura Miller
 Photography - Del Thomas
 Retreat - Michelle Howe
 Web Mailing - Michelle Howe

The Surfside Quilters Guild, a 501(c)(3) corporation was established March 2009 to promote quilting and fiber arts in the South Orange County area. The Guild offers the opportunity to share experiences with other quilters in an atmosphere of fellowship as well as to enhance the knowledge and skills of its membership. Newsletters are distributed via the internet. Meetings are the second Tuesday of the Month. Dues are \$40 annually for the membership year from May 1st through April 30th. Guests are always welcome for a donation of \$5. Membership and Volunteer forms are available on our website.

Publicity and Sponsors - Sharon Whelan

Find current information about Guild activities on Facebook and The Patch.



Thank You To Our Sponsors



Kawaii
Ota Patterns

Nancy Ota

Website:
kawaiiotapatterns.com

Questions email:
kawaiiotapatterns@icloud.com





EMAIL



WEBSITE

PAL's
Sewing & Vacuum
www.PalsSewVac.com
949-645-7257
2299 Harbor Blvd, Costa Mesa, CA 92626
Mon-Fri: 10am-6pm Sat: 10am-5pm Sun: Closed





Moore's
Sewing Machines · Ceiling Fans · Vacuums
Specialists in Sales & Service
A Fourth Generation Family Business

MISSION VIEJO · 25390 Marguerite Pkwy. · (949) 580-2520
HUNTINGTON BEACH · 15041 Goldenwest St. · (714) 899-3222
CORONA · 591 N. McKinley St., Suite 106 · (951) 736-5457
BREA · 2315 E. Imperial Hwy., Suite B · (714) 279-6830
TEMECULA · 26490 Ynez Road, Suites F & G · (951) 297-3796

www.moores-sew.com

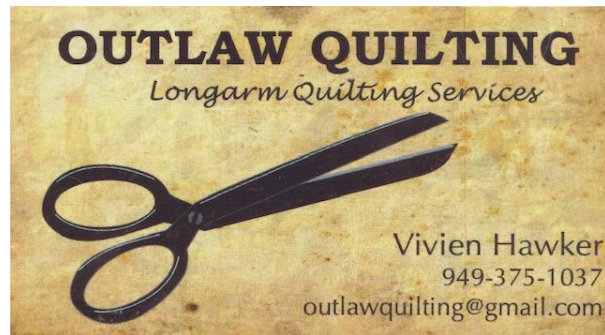


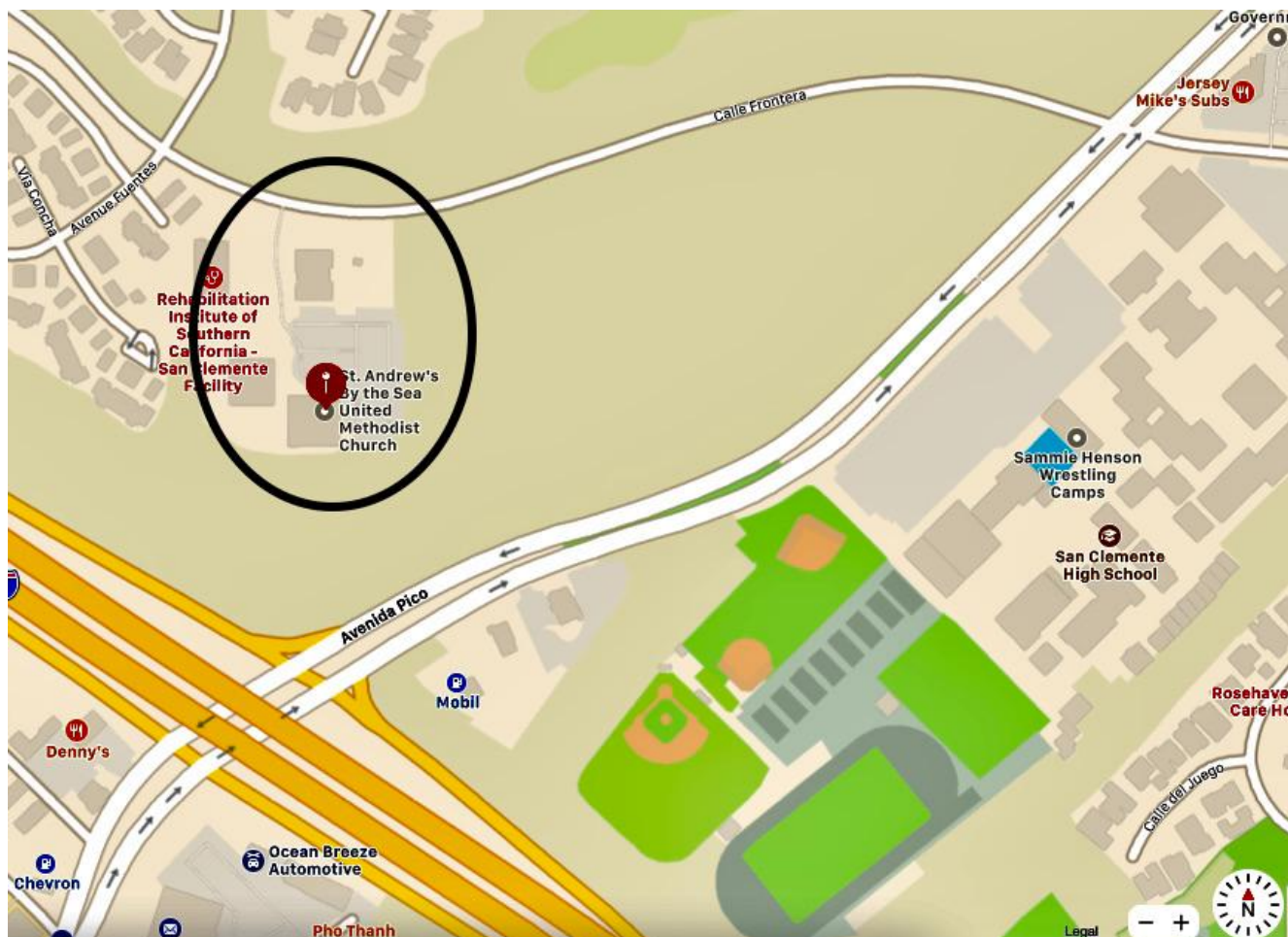
Orange Quilt Bee

Pebble Gilb & Lisa Wiltse
Owners

714-639-3245
628 E Katella Ave. · Orange, CA 92867
www.orangequiltbee.com
oqbshop@orangequiltbee.com
Hours: Mon-Thu: 10-8, Fri-Sat: 10-5, Sun: 12-4

JUDY NUNN
GRAMMY'S QUILTS
(PRECUTS, NOTIONS & FABRIC)
23426 Villena, Mission Viejo. 92692
call/text: 949.233.5640
email: **grammynunn@gmail.com**





Meeting location: **St. Andrew's by the Sea UMC**, 2001 Calle Frontera, San Clemente. Map above.

Exit I-5 at Pico, go north, turn left on Calle Frontera, travel up the hill, turn left at the first driveway to reach the church parking lot. Meeting is in the building labeled "Office" at the back of the lot.

Surfside Quilters Guild

Guild meetings are held the second Tuesday of each month.
For more information visit our website.

<http://www.surfsidequiltersguild.org>

Surfside Quilters Guild | PO Box 3295, San Clemente, CA 92674

[Unsubscribe mhowe93@gmail.com](mailto:mhowe93@gmail.com)

[Update Profile](#) | [Constant Contact Data Notice](#)

Sent by deannem@cox.net powered by



Try email marketing for free today!