



**August 2022**

Volume 14 -- Number 4

Editor – Deanne Meidell

**Guild Meeting – Tuesday, August 9, 2022**

**9:30 am – 12:00 pm**

**Program:** In August, we will welcome three of our members for a Member Demo program.


St. Andrew's By-The-Sea United Methodist Church  
2001 Calle Frontera, San Clemente

### **Mary Mulcahey - Programs**



**Glenna Anderson will tell us how to get the younger generation interested in quilting and fabric arts, with "From Text to Textiles."**

**Sheri Hill will demonstrate the "It Just Doesn't Matter" quilt – a great stash buster made from scraps.**



**Dawn Johnson will demonstrate Reusable Make-Up Wipes made from scrap bias bindings.**



## **Holders and Folders Needed**

**Pam Hadfield** has volunteered to be **Volunteer Coordinator** for Surfside Quilters Guild. Thank you, Pam!

She may contact you to help with holding and folding quilts during speakers' presentations. **Please help SQG out by performing this small task.**



Thank you to some of our Holders and Folders in July! **Jan Hirth** (above)



**Charlotte Runyan**



**Judy Nunn & Glenna Anderson**

## **Workshops - Mary Arter**


**Cathie Hoover Workshop - Moo-Desto Cow Block**

**Wednesday, October 12, 2022**

**9:30 AM to 3:30 PM**

**Location TBD**





**Description:** Cathie Hoover will show us how to create one or more cow blocks using an unusual technique, which is not paper piecing, but it is more accurate! Bring your sewing machine and a few fabrics, plus a variety of embellishments.

In this 6-hour workshop, you can make five or more blocks for a whole herd of bovine beauties! Combine your cows into a mini quilt or pillow, or make even more for a bigger quilt.

**Pattern:** Written instructions will be provided at no additional cost.

**Supply List:** Get the supply list when you register for the workshop. The cost to register is \$25.



Fourteen Surfsiders learned how to use Judy Niemeyer's paper piecing technique to get started on their Prismatic Star quilts at our July workshop. Look for some beautiful finished quilts at future meeting Show and Tells!



**Odette Osantowski**



**Pam Hadfield**



**Jan Kemp, Johanne Gibson, Cindy Myers**



To sign up for any workshop, email **Mary Arter** at [mearter@gmail.com](mailto:mearter@gmail.com), then send her a check for \$25. Please make checks payable to Surfside Quilters Guild (no abbreviations). For more information, contact Mary.

**July Workshop Raffle Winner: Suzette Blake**



**Show and Tell from the Sandy Corbin class in June.**



## Coming in September



### Surfside PopUp Quilt Shop Sewcial

**Wednesday, September 14, 2022**

**10 AM to 2 PM**

**Location TBD**

**At this one day event, join your friends for a little bit of a quilt shop experience.** We will have fabric and notion sales by Philanthropy and groups of members. **Judy Nunn** will be there with her **Grammy's Quilts Pop Up Shop**, selling precuts, notions and fabric. There will be technique demonstrations, drawings/giveaways, light snacks, and space to sew (machine or handwork).

**To Participate: Do you want to sell unwanted fabric stash, patterns you no longer want, or excess notions?** We have space for one more group (half-table per group) to sell at the popup shop. Sign up with **Mary Arter** at the August guild meeting.

**Do you have a tip, trick, or technique you can demonstrate?** We have room for 3 more demos. Sign up with me at the August guild meeting. I have a good selection of donated items for giveaways, as well as donated items to go into the Philanthropy stash sale.

Thank you to everyone who generously donated!

**Registration is not required to attend the Surfside PopUp Quilt Shop Sewcial, and there is no charge to attend.**

**--Mary Arter**

**President's Corner - Debbie Myers**





## Learning New Things

It has been interesting watching my great-niece and great-nephew, both aged four, learn to navigate the world. (My niece sends photos daily.)

Lately, they've been learning to swim. Actually, it's taken a couple years of lessons but this summer they finally seem to be enjoying it.

Benji is now swimming the length of their backyard pool and diving for things on the bottom. Greta is less confident but has mastered the art of flipping off the side of the pool into the water, impressive for a four year old. She's diving for things on the bottom with her dad's help...no way, she'll let Benji get the better of her!

This week I learned a new method of paper-piecing in **Cindy Myers'** Prismatic Star workshop. I have to admit I was intimidated. The directions with their fine print and multiple diagrams looked like a physics textbook.

Now, I don't know about you but I hate to read directions. The pattern did mention a YouTube video so I watched that before class. Even though the video was not specific to the pattern, it did help.

I also prepared—what a novel concept—by choosing my fabrics and arranging them by color prior to the class. Normally, I procrastinate and throw things into a bag the night before. That also helped motivate me—I knew my color scheme would work and was intrigued enough to want to make the quilt.

The class was fun. Cindy was a thorough and patient teacher. I think a lot of us were intimidated but by the end of the day, everyone had "gotten it" and made some progress. I'm slow and got one diamond sewn; others were quite a bit more ahead. **Odette Osantowski** is probably finished and sleeping under her quilt by now.

It turned out to be a good experience...especially since I have performed miserably in other classes I've taken. In **Sandy Corbin's** pillow class in June, I took everything home, "unsewed" it, and started over again.

I guess the key is to prepare, show up, and TRY.

After all, we're not trying to learn to do a flip off the side of a pool...

**Have you visited an interesting quilt shop while traveling? Tell us about it!**

**Email to: [deannem@cox.net](mailto:deannem@cox.net)**

**Membership - Janis Toman**

**July 12, 2022 Guild Meeting**



We had 80 members present at the July meeting. We also had one new member, **Bridget Callahan**, and 3 guests. Total at the meeting was 84. We currently have 175 members.

**June Door Prize Winners: (Janis Toman)  
Vicki Keegan, Nancy Northrup**

## Parliamentarian - Mary Arter

### Biannual Bylaws Review

It is time for our biannual review of the Guild Bylaws. I will need 5 to 7 volunteers to review the Bylaws for any needed changes or updates. My plan is to do this via Zoom, in one or at most two meetings in August and September. Volunteers will need to read the Bylaws and be able to suggest and discuss any changes.

Contact me or volunteer at the August meeting. -- **Mary Arter**

## BLOCK OF THE MONTH Holly Betz & Judy Kamman

### ROCK THE BLOCK - FIRST BORDER ROW

August will be your month to sew and have fun stitching!  
Your first 2½ inch border will be added to your center block.

Your quilt top will now measure 20 ½ x 20 ½.

The first of 4 borders .. Next spring will be our big reveal!

If you have any questions please feel free to call either:  
Holly Betz 949-360-9369 or Judy Kamman 949-582-8140





## BLOCK OF THE MONTH

2022-2023

### ROCK THE BLOCK

It's not too late to start ..Stitching !

Starting with the center block measuring  $16 \frac{1}{2} \times 16 \frac{1}{2}$

Finished Center Block measuring  $16 \times 16$

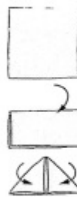
We will add 4 borders around it using different techniques every other month. You will be picking your own design for your center block and your borders.



Need Help! Call: Holly Betz 949-360-9369 or Judy Kamman 949-582-8140

### Prairie Points

With wrong sides together fold a square in half horizontally. Fold the folded edges toward the center as shown to create a triangle with an open fold in the center.



To determine the size of the cut square :  
Use the height of the finished Point x 2+½"

Example:  
2"- Tall prairie point x 2+½"= 4 ½" cut square

### Quarter-Square Triangles\*

With right sides together and the lighter fabric on top, pair one square of each color that makes the unit. On the lighter patch, draw a diagonal line from corner to corner.

Stitch ¼" out from both sides of the line. Cut apart on the marked line to make 2 triangle-squares. With the darker fabric up, open out the top patch and press the unit.

Cut both triangle-squares in half diagonally as shown.

Referring to the diagram, join the appropriate halves to make 2 units.




Finished quarter square triangle 2 "  
Starting squares one background square  
And one focus fabric square 3 ½" each.  
Trim to 2 ½" square

### Fast Flying Geese\*

Align 2 small squares on opposite corners of the large square, right sides together. Draw a diagonal line as shown and then stitch ¼" out from both sides of the line. Cut apart on the marked line.

With the small squares on top, open out the small squares and press the unit. On the remaining corner of each of these units, align a small square. Draw a line from corner to corner and sew ¼" out on both sides of the line. Cut on the marked lines, open the small squares and press.

Each set of 1 large square and 4 small squares makes 4 Flying Geese.



Finished Flying Geese 2x4  
Cut one focus Fabric 5 ¼"  
Cut 4 background fabric 2 ¾" squares

### Triangle-Squares\*

With right sides together and the lighter fabric on top, pair one square of each color that makes the unit. On the lighter patch, draw a diagonal line from corner to corner.

Stitch ¼" out from both sides of the line. Cut apart on the marked line.

With the darker fabric up, open out the top patch and press the unit.

A pair of squares will yield 2 units.



Triangles squares one focused fabric 3 ½"  
And one background fabric 3 ½"

- For the cornerstones cut for 2 ½"

## Mary Arter's Quilt to Appear in Curated Quilts in October.

***Note: Each Curated Quilts journal is focused on one theme - we curate a selection of modern quilts from the modern quilt making community to feature in our gallery and throughout the journal.***



From Mary: The theme for the challenge was "Gap," and it will go into the Negative Space issue of Curated Quilts in October. Quilts have to be square, 10" x 10" up to 16" x 16" and use this color palette. My quilt is called "Closing the Gap" and was my attempt at learning to make 1/8" and 1/16" "sticks." It is quilted with curved





matchstick quilting in a variegated pink thread. This is my second mini quilt accepted to Curated Quilts--the first was in their COVID issue.

## Philanthropy - Linda Chiu & Nancy Pestal

We are in search of machine quilters. We have many beautiful "sandwiches" in your favorite color for you to practice your skills. You don't need a long arm, but if you do have one that would be great. Please let us know, and we will get you the things you need.



**At the July General Meeting we received 23 completed quilts, many tops ready to be quilted and 7 pillowcases.**

**We made \$83 on Fabric Sales and with our Silent Quilt auction, we collected \$60 for one large top.**

**What do we need next?**

We need to build our supply of baby quilts (40-45 inches) for the Marines and local churches.

We need kids quilts and pillowcases for the local hospitals.

We will donate to Meals on Wheels in the fall, so that means lap sized quilts for women and men.

**Thank you VERY MUCH for your support of Philanthropy.**

**Please join us on the 3rd Wednesday anytime you can. YOU are always welcome!**

**Our next Sew Day is Wednesday, August 17, location TBD.**

Happy Sewing!

Linda and Nancy

**Photos of Philanthropy Quilts from the July Meeting will appear (this month only) in Activity Photos on the SQG Website.**

**Show & Tell - Angela Miller & Hiroko Moriwaki**

## SHOW & TELL -SEEING STARS!

**THANK YOU** to everyone for bringing their quilts to share each month! We are excited to see what the Cindy Myers workshop participants made. So...

**We invite you this month to bring in your quilts inspired by Cindy, as well as any STAR QUILTS you love. Also, bring along any newly completed quilts or quilted projects. We are all waiting to see what you have been sewing!**

### Show and Tell - August 2022



**Holly Betz**

"What's for Lunch?"

I found the ant fabric when I was visiting my mom in Rochester, NY. The basket is woven bias strips.



**Holly Betz**

I made my garden lady more colorful than the pattern and used one of my hand dyes for the sky.



**Holly Betz**



**Debbie Myers**

Block of the Month from 2021-2022



This is a simplified One Block Wonder using squares instead of wedges.



**Janice Tsuma**  
Summer Picnic

Fabrics given to me by my mom years ago. **Jean Impey's** machine quilting brought it to life.



**Janice Tsuma**  
30's Fabrics



**Janice Tsuma**  
Solids in Modern Log Cabin



**Linda Walters**  
Hawaiian Picnic  
1600 race with jelly roll from Kauai





**Linda Walters**  
Cape Cod Revisited  
Design by Grand Country Quilters



**Mary Mulcahey**  
Judy Niemeyer Quilt



**Patrice Badir**  
Tropical Fireworks  
4th of July pattern by Judy  
Niemeyer. Won 1st place machine  
quilting at Beach Cities in 2008.  
Went to Road to CA in 2009.  
40 different batiks and 1,500+  
pieces



**Hiroko Moriwaki**  
First Block of the Month for Surfside  
Quilters 2009-2010. Machine  
quilted with some hand quilting  
around the palm trees.

## Welcome - Mary Harrigan

**We were very happy to welcome new member, Bridget Callanan,  
at our July meeting along with three visitors.**

**Our new membership directories were also ready for pick up so  
don't forget to get yours at the next meeting if you didn't claim**



yours already. You'll find your membership card inside.

## Sunshine & Shadows - Mary Harrigan

As reported at our July meeting, Sumi Maruyama had an emergency appendectomy on July 2. She was already healed enough to attend the July meeting and her "sunshiny" smile and youthful giggles lit up the room. What an amazing lady!

Sherri Peltier had an unfortunate encounter with an aggressive dog and broke her back. She is recovering from surgery and, fortunately, on her cruise.

Sadly, Mary Jayne Bellamy was diagnosed with non-Hodgkins lymphoma and greetings can be sent to her at 27045 Avenida Las Palmas, Capistrano Beach 92624.


Hoping everyone enjoys days filled with sunshine and cool breezes!

## Monthly Mini - Maggie Bell

### August 2022's Monthly Mini Made by Nancy Ota

Who doesn't want a Nancy Ota Original? I have one and it's very special to me.

This lovely fan & sashiko wall hanging would enhance anyone's sewing room or any other room in your home.



Come to our August guild meeting and buy your tickets (surely you'll want to buy more than one) for a chance to call this Monthly Mini your own. 21-3/4" by 18"



Congratulations to Vicki Keegan who won the pretty pineapple-patterned wall hanging in 30s & 40s reproduction fabrics. Wish we knew who had made it. I choose to think that whomever made it, it is a tribute to Bette Bradley, who loved those fabrics.

In July, \$57.00 was collected in ticket sales.

*Editor's Note: Do you know the word "**pagination**?" (The act of making pages...[American Heritage Dictionary](#).) It was a new word I learned when Debbie was teaching me how to create the newsletter. When you read the newsletter*



*from the SQG website, you will find pesky page breaks we can't control. ARG!  
However, when you read the newsletter from your email or your phone, it will have "infinite scrolling," a much better way to read, I think!  
Plus, when viewing it on your phone, you can enlarge the photos.*

## PHD - "Projects Happily Done"

**PHD, "Projects Happily Done," is an open friendship group meeting the 4th Friday of the month, January thru October each year. We share our projects, ideas and questions. Bring your list of 9 projects and you'll be encouraged, supported, and enticed into finishing one project a month. Call Sheri Hill for more information.**

## Let's Get to Know - Susie Russell

### LET'S GET TO KNOW.... BY SUSIE RUSSELL

#### Gale Licata

Gale was born in Chicago but has lived most of her life in Southern California. She just recently moved from Huntington Beach to Aliso Viejo to be near her two grandchildren and her two children. Currently she is actively involved in being grandma, caring for the 2 and 4 year old grandchildren while their parents are at work.



Gale, having a love for children, studied early childhood education and graduated with an AA degree. Though her training was likely to lead her to working with children, she spent many years in the financial world. She started out as a teller and worked her way up to manager. But her training and interest in education eventually led her to the high school where her daughter attended. There she became an instructional aid for two students with special needs.

During her years in Huntington Beach she continued with her clothing sewing. In 1996, she was watching the Eleanor Burns TV show "Quilt in a Day." Gale had always loved quilts but that show convinced her to start quilting. She felt it couldn't be that hard it was just sewing straight! Gale loves piecing and though she mostly does traditional quilts she finds herself interested in some of the modern designs. Gale finds some of her quilts are taking a moderns spin on the traditional patterns.

All of the quilting she was doing, led her to join Orange Grove Quilters Guild in Garden Grove. There she became quite active through the years doing membership, workshops, treasurer, helping with quilt shows and eventually in 2004 she became president.



One fun fact about Gale is that she has known one of our members, Jeanette Brooks, since they were in first grade. They were also in Brownies together.

Be sure to say hello and get to know Gale at the next meeting.

## AUGUST BIRTHDAYS

Lyndy Dye – 1  
Judy Kamman – 1  
Sharon Jaeger – 4  
Jan Kemp – 5  
Barbara Graham – 6  
Amira Mansour – 6  
Susie LeVan – 7  
Deanne Meidell – 8  
Suzanne Stanton – 8  
Deb Warren – 9  
Nancy Ota – 12  
Claudia Redfern – 15  
Suzy Hickey – 16  
Mary Arter – 19  
Nancy Caine – 21  
Linda Warzyca – 24  
Becky McDaniel – 30



## Two Sewing Machines For Sale Janet Dupree 949-292-4974



PFAFF Creative 1.5 Sewing Machine  
with Embroidery Unit  
Store demo from Moore's  
Never used  
Asking \$500



**BERNINA 570 Sewing Machine**  
 With Embroidery Unit and Stitch Regulator  
 Moderate use for 1 year  
 Asking \$1500

**OUT AND ABOUT IN THE QUILTING WORLD**

**SURFSIDERS ARE GOING TO A QUILT SHOW!**



## **INTERNATIONAL QUILT SHOW Friday, August 5 BUS TRIP TO LONG BEACH**

**Elizabeth Geer** reported that we are all set to travel to Long Beach on Friday, August 5. Due to the popularity of this adventure, there are only a few places left on the bus. Don't get left behind! If you would like to go, you'll need to contact her immediately.

**Elizabeth Geer**  
 at (949) 581-3181 or  
[elizamusic@aol.com](mailto:elizamusic@aol.com)



## **Friendship Square Quilt Guild Quilt Show**

***Alive with Color -Take 2***

**Sept. 17-18, 2022. Sat. 10-5 Sun. 10-4**

**La Habra Community Center**

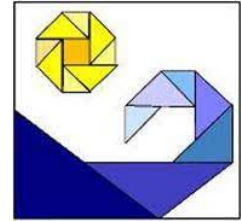
**101 W. La Habra Blvd., La Habra, CA**

**Large Quilt Display, Vendors, Breast Cancer Quilt Raffle, Boutique/Quilt Sale, Silent Auction and more Opportunity Quilt drawing Sun. Sept. 18, 3:30pm**

**Admission: \$8**

# Quilters By the Sea Workshops 2022

The Quilters By the Sea Quilt Guild has invited our guild to attend any of their 2022 workshops for the its member price of \$35.



**Saturday, October 15**

## **Lauretta Crites - WHICH WITCHES BOOT**

We will be using this delightful Crab-Apple Hill pattern designed for crayon tinting but making it much more vibrant by "coloring" the fabric with colored pencils. Learn how to transfer designs, stabilize the fabric and use colored pencils and permanently seal them into the fabric to make this fun Halloween wall quilt.

**We will work on the center "colored" section only in class.**

The pattern includes instructions for the pieced borders to be done at home. This witch's boot is filled with candies, jack-o-lanterns and fun, funky flowers!

**Note: Not included in workshop - the nine patch pieced borders.**

**Workshop fee: \$35 members and non-members.**

*Editor's Note: No info given regarding time or place of workshop.*

Register online at [quiltersbythesea.com](http://quiltersbythesea.com)

## Road to California Quilt Show



The class catalog for Road to California 2023 is now available.

There are over 100 classes for every type of quilter as well as for those who sew garments.

<https://roadtocalifornia.com>

## Treasurer's Report - Jeanette Brooks



**Surfside Quilters Guild Income Statement**  
June 1 through June 30, 2022

Beginning Balance -June 1, 2022	\$	82,002.93
<b>Income</b>		
- Amazon Smile		-
- Sponsors		400.00
- Monthly Mini		187.00
- Guests		15.00
- Membership- Guests		1,525.00
- Bus Trip Fees		-
- Philanthropy Fabric Sales		77.00
- Philanthropy Donations		180.00
- Retreat Fees		-
-Magazine Sales		7.50
- Workshop Raffle		30.00
- Workshop/ Sewcials		450.00
<b>Total Income</b>	\$	2,871.50
<b>Expenses</b>		
- Membership Expenses		-
- Speaker Fee		400.00
- Speaker Expenses		61.07
- Bus Trip Expenses		2,056.95
- Global Quilt Connection		100.00
- Monthly Mini		15.82
- Block of the Month		-
- Magazine Sales Tax		-
- Philanthropy - Facilities Rental / Storage		200.00
- Philanthropy Supplies		-
- Philanthropy Donation Supplies		292.86
- President Expenses		69.99
- Treasurer		-
- Hospitality Snacks Supplies		-
- Facilities - Rent		250.00
- Retreat		-
- Website Domain		419.49
- Workshop Fee		400.00
- Workshop Facility Rent		100.00
- Zoom Fees		-
<b>Total Expenses</b>	\$	4,366.18
<b>Income Less Expenses</b>	\$	(1,494.68)
<b>Ending Balance - June 30, 2022</b>		<b>80,508.25</b>

## **2022-2023 Guild Officers and Committees**

### **EXECUTIVE BOARD:**

President - Debbie Myers  
 1st VP Programs - Mary Mulcahey  
 2nd VP Membership - Janis Toman  
 3rd VP Facilities - Charlotte Runyan  
 Secretary - Vivien Hawker  
 Treasurer - Jeanette Brooks  
 Parliamentarian - Mary Arter

### **STANDING COMMITTEES:**

Block of the Month - Judy Kamman, Holly Betz  
 Hospitality - Jaine Culbertson, Carol Gobrogge, Kelly Counseller  
 Monthly Mini - Maggie Bell  
 Newsletter Editor - Deanne Meidell  
 Newsletter Proofing - Sharon Whelan  
 November Fest  
 Philanthropy - Linda Chiu, Nancy Pestal

Publicity/Sponsors - Sharon Whelan  
SCCQG Representative - Joann Bishop  
Show & Tell - Angela Miller, Hiroko Moriwaki  
Sunshine & Shadows - Mary Harrigan  
Volunteer Coordinator - Pam Hadfield  
Welcoming/Friendship - Mary Harrigan  
Workshops - Mary Arter

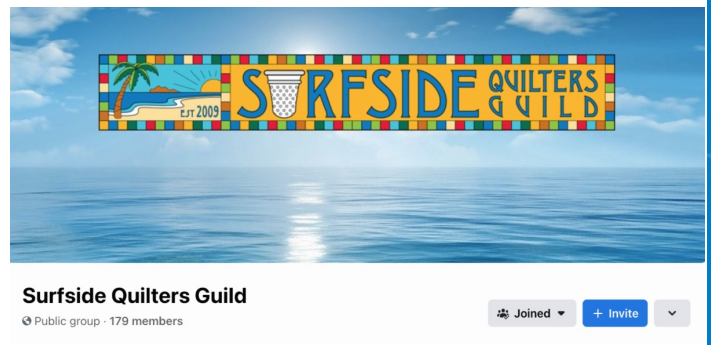
### **SPECIAL COMMITTEES:**

Bus Trips - Elizabeth Geer, Deanna Garcia  
Compliance Officer -  
IT Maintenance - Sandy Scott  
Let's Get to Know - Susie Russell  
Magazine Recycling - Laura Miller  
Photography - Del Thomas  
Retreat - Michelle Howe  
Web Mailing - Michelle Howe

*The Surfside Quilters Guild, a 501(c)(3) corporation was established March 2009 to promote quilting and fiber arts in the South Orange County area. The Guild offers the opportunity to share experiences with other quilters in an atmosphere of fellowship as well as to enhance the knowledge and skills of its membership. Newsletters are distributed via the internet. Meetings are the second Tuesday of the Month. Dues are \$40 annually for the membership year from May 1st through April 30th. Guests are always welcome for a donation of \$5. Membership and Volunteer forms are available on our website.*

## **Publicity and Sponsors - Sharon Whelan**

**Find current information  
about Guild activities on  
Facebook and The Patch.**



**Thank you to our  
Sponsors!**

Boutique Beachfront  
Handmade Creations

Jane+ Smith

(949) 610-5398  
janetsmith23@att.net  
www.BoutiqueBeachfront.etsy.com



**Stitch 'n Thyme**  
Longarm quilting service

Karen Wendel  
(949) 201-0465  
KLWendel@Outlook.com

**JUDY NUNN**  
**GRAMMY'S QUILTS**  
(PRECUTS, NOTIONS & FABRIC)

23426 Villena, Mission Viejo. 92692  
call/text: 949.233.5640  
email: grammynunn@gmail.com

**OUTLAW QUILTING**  
Longarm Quilting Services



Vivien Hawker  
949-375-1037  
outlawquilting@gmail.com

**Moore's**  
Sewing Machines • Ceiling Fans • Vacuums  
Specialists in Sales & Service  
A Fourth Generation Family Business

MISSION VIEJO • 25390 Marguerite Pkwy. • (949) 580-2520  
HUNTINGTON BEACH • 15041 Goldenwest St. • (714) 899-3222  
CORONA • 591 N. McKinley St., Suite 106 • (951) 736-5457  
BREA • 2315 E. Imperial Hwy., Suite B • (714) 279-6830  
TEMECULA • 26490 Ynez Road, Suites F & G • (951) 297-3796  
OUTLET CENTER • 22532 Avenida Empresa, RSM • (949) 829-9459  
[www.moores-sew.com](http://www.moores-sew.com)



**Orange Quilt Bee**

Pebble Gilb & Lisa Wiltse, Owners

714-639-3245  
628 E. Katella Ave., Orange, CA 92867  
[www.orangequiltbee.com](http://www.orangequiltbee.com)  
email: oqbshop@orangequiltbee.com  
Hours: Mon-Thu: 10-8, Fri-Sat: 10-5, Sun: 12-4

**BERNINA** made to create

**Mel's Sewing & Fabric Center** FOR THE LOVE OF SEWING

ANAHEIM  
1189 N. Euclid St.  
92801  
714.774.3460

**Family Owned & Operated Since 1956**  
**Sales & Repair**  
**Authorized BERNINA & Baby Lock Dealer**

**babyl lock**  
TUSTIN  
600 E. First St.  
92780  
714.669.0583

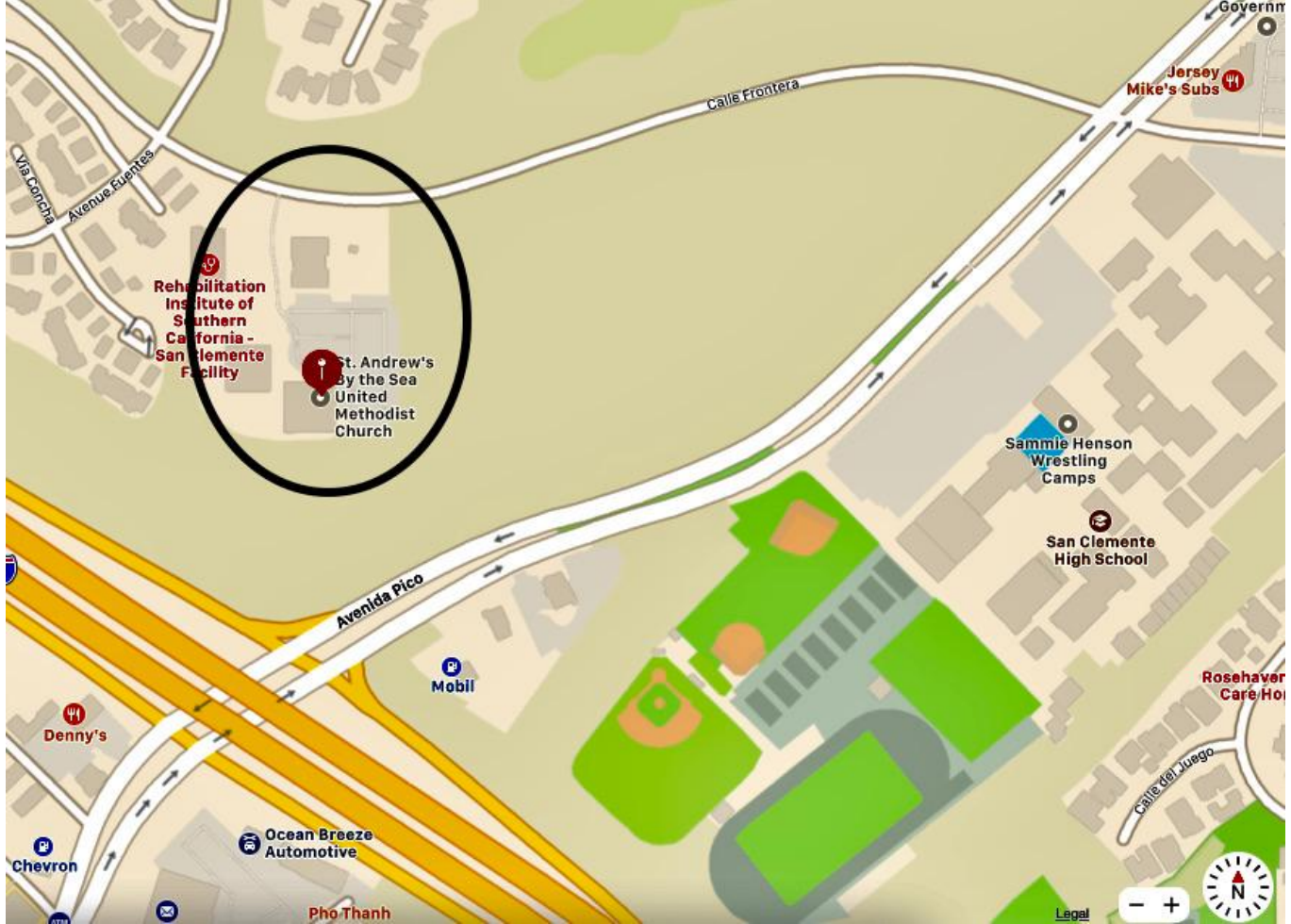
Quilting, Embroidery and Sergers Machines  
100% Cotton Fabric, Notions and Accessories

*Surfside Guild Members receive a 10% discount - mention the guild at checkout!*  
Our classes and clubs can be found online at [www.melssewing.com](http://www.melssewing.com) or  
contact us at [info@melssewing.com](mailto:info@melssewing.com).

**Support Surfside Quilters Guild by using the  
link below to shop Amazon:**

**Shop Amazon**





Meeting location: **St. Andrew's by the Sea UMC**, 2001 Calle Frontera, San Clemente. Map above.

Exit I-5 at Pico, go north, turn left on Calle Frontera, travel up the hill, turn left at the first driveway to reach the church parking lot. Meeting is in the building labeled "Office" at the back of the lot.

### Surfside Quilters Guild

Guild meetings are held the second Tuesday of each month. Visit [Surfside Quilters Guild](#) for more information.

